



Disclaimer

IMPORTANT

The presentation has been prepared by Sulzer Ltd. ("Sulzer", and together with its subsidiaries, the "Sulzer Group") and the Applicator System ("APS") division of the Sulzer Group to be spun off and re-named medmix ("medmix") for information and background purposes only. This document is not, and should not be construed as, a prospectus or offering document, and has not been reviewed or approved by any regulatory or supervisory authority. The information does not constitute or form part of, and should not be construed as, an offer for sale or subscription of, or a solicitation or invitation of any offer to subscribe for or purchase any loans or securities of or make an investment in Sulzer or any other member of the Sulzer Group or medmix or any of its subsidiaries or any other entity in any jurisdiction, and nothing contained therein shall form the basis of, or be relied on in connection with, any contract or commitment whatsoever, in particular, it must not be used in making any investment decision. Any decision to invest in securities should be made solely on the basis of the information to be contained in a prospectus and on an independent analysis of the information contained therein.

This presentation includes financial information which has been derived from the historical combined and carve-out financial statements of medmix for the years 2018, 2019 and 2020 (the "Relevant Period") (the "Combined and Carve-out Financial Statements"), which are currently in draft form and unaudited and therefore continue to be subject to change prior to completion of the audit and release of the related audit report. While the Combined and Carve-out Financial Statements have been prepared on a carve-out basis from the consolidated financial statements of Sulzer, their preparation required that certain changes be made to the financial information as presented for the APS division in Sulzer's consolidated financial statements for the Relevant Period. Accordingly, the financial information derived from the draft Combined and Carve-Out Financial Statements of medmix for the Relevant Period and from the consolidated financial statements of Sulzer for its APS division for the Relevant Period may not be fully comparable. This presentation also includes certain quarterly information of medmix for the year 2020 and the first quarter of 2021, which has been not been subject to an audit or audit review and may be subject to change. Certain financial data included in this presentation consists of non-IFRS financial measures. These non-IFRS financial measures may not be comparable to similarly titled measures presented by other companies, nor should they be construed as an alternative to other financial measures determined in accordance with IFRS.

No representation, warranty or undertaking, express or implied, is made by Sulzer, medmix or any of their respective affiliates or directors, officers, employees, agents or advisers ("Representatives") or any other person as to, and no reliance should be placed on, the fairness, accuracy, completeness or correctness of the Information or the opinions contained therein or any other statement made or purported to be made in connection with Sulzer, the Sulzer Group or medmix and any of its subsidiaries, for any purpose whatsoever, including but not limited to any investment considerations. No responsibility, obligation or liability whatsoever, whether arising in tort, contract or otherwise, is or will be accepted by Sulzer, medmix or any of their respective Representatives or any other person for any loss, cost or damage howsoever arising from any use of the Information, or for information or opinions or for any errors, omissions or misstatements contained therein or otherwise arising in connection therewith.

This presentation includes market share and industry data obtained by Sulzer from official or third-party sources. Sulzer may not have access to the facts and assumptions underlying the numerical data, market data and other information extracted from public sources. Third-party industry publications, studies and surveys generally state that the data contained therein have been obtained from sources believed to be reliable, but that there is no guarantee of the accuracy or completeness of such data. Neither Sulzer, medmix nor any of their respective Representatives or any other person are able to verify such information, and assume no responsibility for the correctness of any such information. In addition, certain of the industry and market data included in this presentation, if not labelled otherwise, are derived from Sulzer's internal research and estimates based on the knowledge and experience of its management in the markets in which it operates. Accordingly, no undue reliance should be placed on any of the numerical or market data contained in this presentation.

This presentation contains forward-looking statements, including but not limited to, projections of financial developments, market activities, future performance of products and solutions or planned transactions, which involve risks and uncertainties and are based on certain assumptions. These forward-looking statements are subject to change based on known or unknown risks and various other factors, which could cause the actual results, performance or events to differ materially from the statements made herein. If any of these risks and uncertainties materializes or if the assumptions underlying any of Sulzer's or medmix' forward-looking statements prove to be incorrect, the actual results may be materially different from those Sulzer or medmix express or imply by such statements. Neither Sulzer nor medmix intend or assume any obligation to update these forward-looking statements since they are based solely on the circumstances at the date of their publication.

This presentation constitutes neither an offer to sell nor a solicitation to buy securities. This presentation shall also not be considered as a prospectus or similar notice in accordance with article 35 et seqq. FinSA and/or article 69 FinSA . Any offer and listing of securities shall be made exclusively by and based on a securities prospectus to be published. Any investment decision regarding publicly offered securities shall only be made based on the securities prospectus.

Any offering of securities mentioned herein will not be registered under the United States Securities Act of 1933, as amended (the "Act"), and such securities may not be offered or sold in the United States of America absent registration or an applicable exemption from registration requirements under the Act.

This presentation is not a prospectus for the purposes of Regulation (EU) 2017/1129 (as amended, the "Prospectus Regulation"). Any offer of securities in any Member State of the European Economic Area will be made pursuant to an exemption under the Prospectus Regulation from the requirement to publish a prospectus for offers of securities.

This presentation is not a prospectus for the purposes of Regulation (EU) 2017/1129 as it forms part of domestic law pursuant to the European Union (Withdrawal) Act 2018 (the "UK Prospectus Regulation"). Any offer of securities in the United Kingdom will be made pursuant to an exemption under the UK Prospectus Regulation from the requirement to publish a prospectus for offers of securities.

In addition, in the United Kingdom, this presentation is being made, and is directed only at (i) persons falling within the definition of investment professionals (as defined in Article 19(5) of the Financial Services and Markets Act (Financial Promotion) Order 2005 (as amended, the "Order"), (ii) high net worth entities falling within Articles 49(2)(a) to (d) of the Order, (iii) persons falling within Article 43(2) of the Order, including existing members and creditors of Sulzer, or (iv) persons to whom an invitation or inducement to engage in investment activity (within the meaning of section 21 of the FSMA) may otherwise lawfully be communicated or caused to be communicated (all such persons described in (i) to (iv) above together being referred to as "Relevant Persons"). In the UK, any investment or investment activity to which this presentation or any related documents and/or materials relate is available only to Relevant Persons and will be engaged in only with Relevant Persons. Any person in the UK who is not a Relevant Person should not act or rely on this presentation or any related documents and/or materials or any of its or their contents.

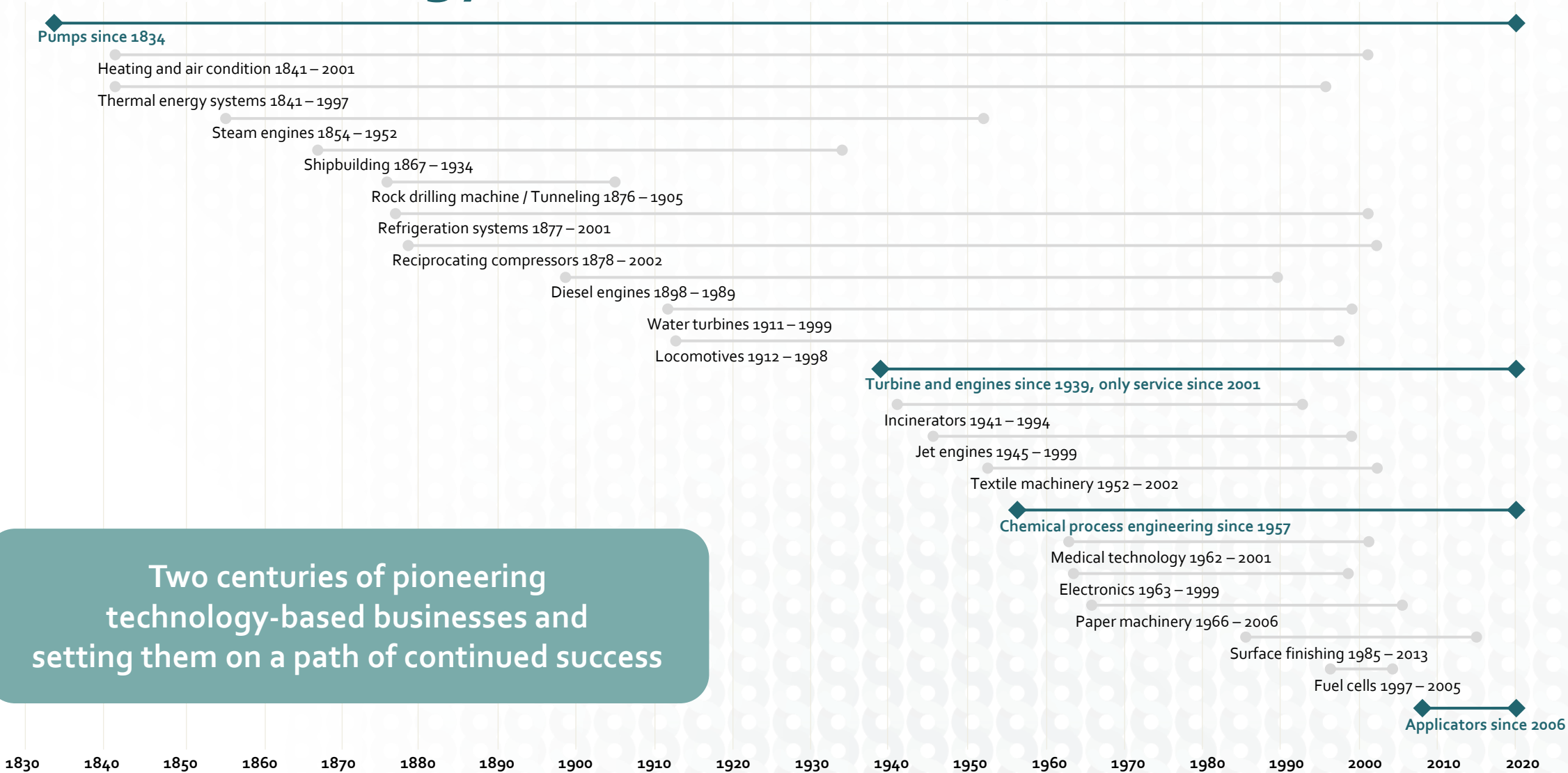


Section 1

Introduction



Sulzer: technology incubator since 1834



Two centuries of pioneering technology-based businesses and setting them on a path of continued success

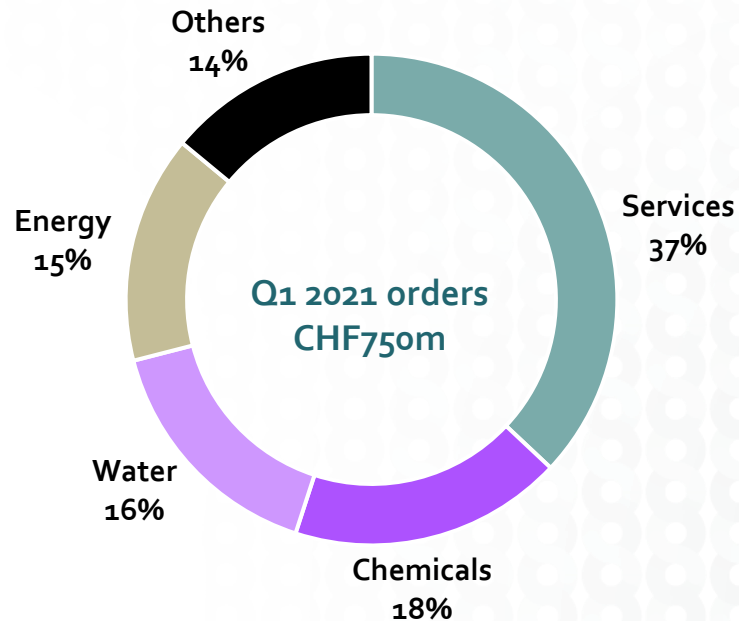
Transaction rationale

Two focused leaders for attractive end-markets



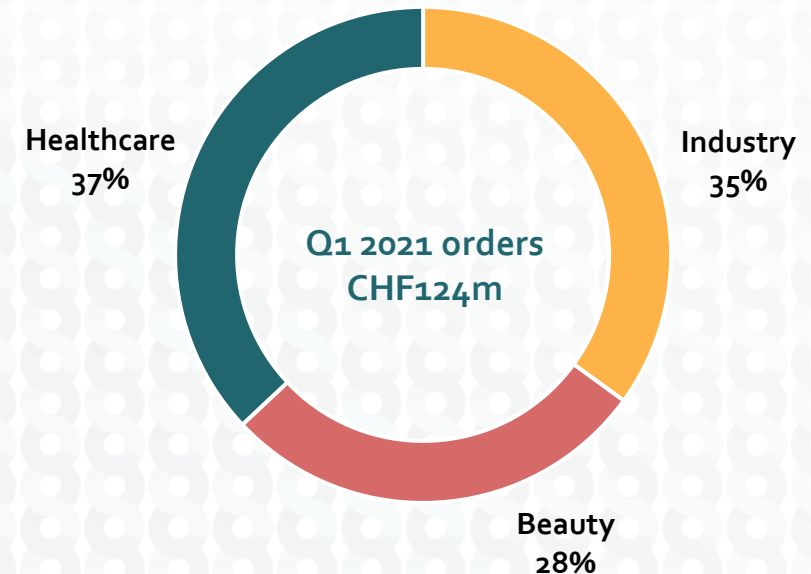
Flow control specialist for water, chemical, industry and energy

- A global leader in industrial flow control
- Continuous shift towards water and industrial applications in pumps
- Focus on growing biopolymers and recycling markets in separation
- Accelerated growth of services segment



Innovative, high-precision delivery devices

- Leading positions in dental, pharma, adhesives and beauty
- Strong own IP innovator across all segments (unlike CMO/CDMOs)
- Attractive mega trends, high entry barriers and lower price sensitivity
- Increasing shift towards high growth healthcare end-markets



Why spin-off medmix now?

medmix originated within Sulzer and was strengthened with acquisitions

Today, it has **no synergies** with Sulzer and serves **different end-markets**

A future **separation was always part of our strategic plan**


Specific triggers for doing it now:

- **Strategic platform in Healthcare built and ready for accelerated growth**, completed by the acquisition of Haselmeier in 2020
- **Operational transformation of Beauty completed** with Bamberg factory closed and Bechhofen extension up and running
- **Strong recovery of all medmix segments** from COVID-19 low in Q2-20
- **Sulzer needs to increase its capital allocation to its other vectors of growth**, Water and Industry in Pumps and Renewables in Chemtech

It is the right time to leverage the full potential of two distinct businesses

Spin-off transaction structure

Symmetrical split for high transparency and corporate governance standards



- Spin-off APS division (to be named **medmix** going forward) in the form of a symmetrical split¹: **Sulzer shareholders get one medmix share in addition to each Sulzer share held**
- The split is **combined with a CHF200-300m capital increase in medmix** with no preferential subscription rights
- **Transaction unanimously approved by Sulzer's Board of Directors**, including 3 Tiwel (48.8% of capital) reps
- As a result of the spin off, Sulzer will retain no ownership in medmix post transaction
- Listing of APS on Swiss Stock Exchange (SIX) expected for late Q3 2021 or early Q4 2021 subject to Sulzer shareholder approval at EGM and market conditions

Capital increase transaction rationale

Spin-off and capital increase important for Sulzer and medmix future strategy

Concurrently with the spin-off and listing of medmix on the Swiss Stock Exchange (SIX), **medmix will raise CHF200-300m of capital (excluding preferential subscription rights) at time of split**

The capital increase will serve to:

- Fund **growth initiatives**
- **Increase free float** and trading liquidity
- Provide new **healthcare-focused investors** with an opportunity to invest in medmix at the time of listing

Tiwel will not participate in the planned capital increase, which will **increase the free float of medmix**

Indicative transaction timetable

15 June 2021	2021 Capital Markets Day
22 July 2021	Publication of H1 2021 results
Late Q3 2021	Extraordinary Shareholder Meeting
H2 2021	Spin-off and capital increase / first trading day of medmix at SIX



Section 2

medmix



Key investment highlights



1

A global market leader in high-precision delivery devices in attractive niches

2

Attractive macro trends expected to drive strong growth across segments

3

A technology and innovation leader with strong IP, resulting in high entry barriers

4

Broad post COVID-19 end-market recovery expected to drive high growth

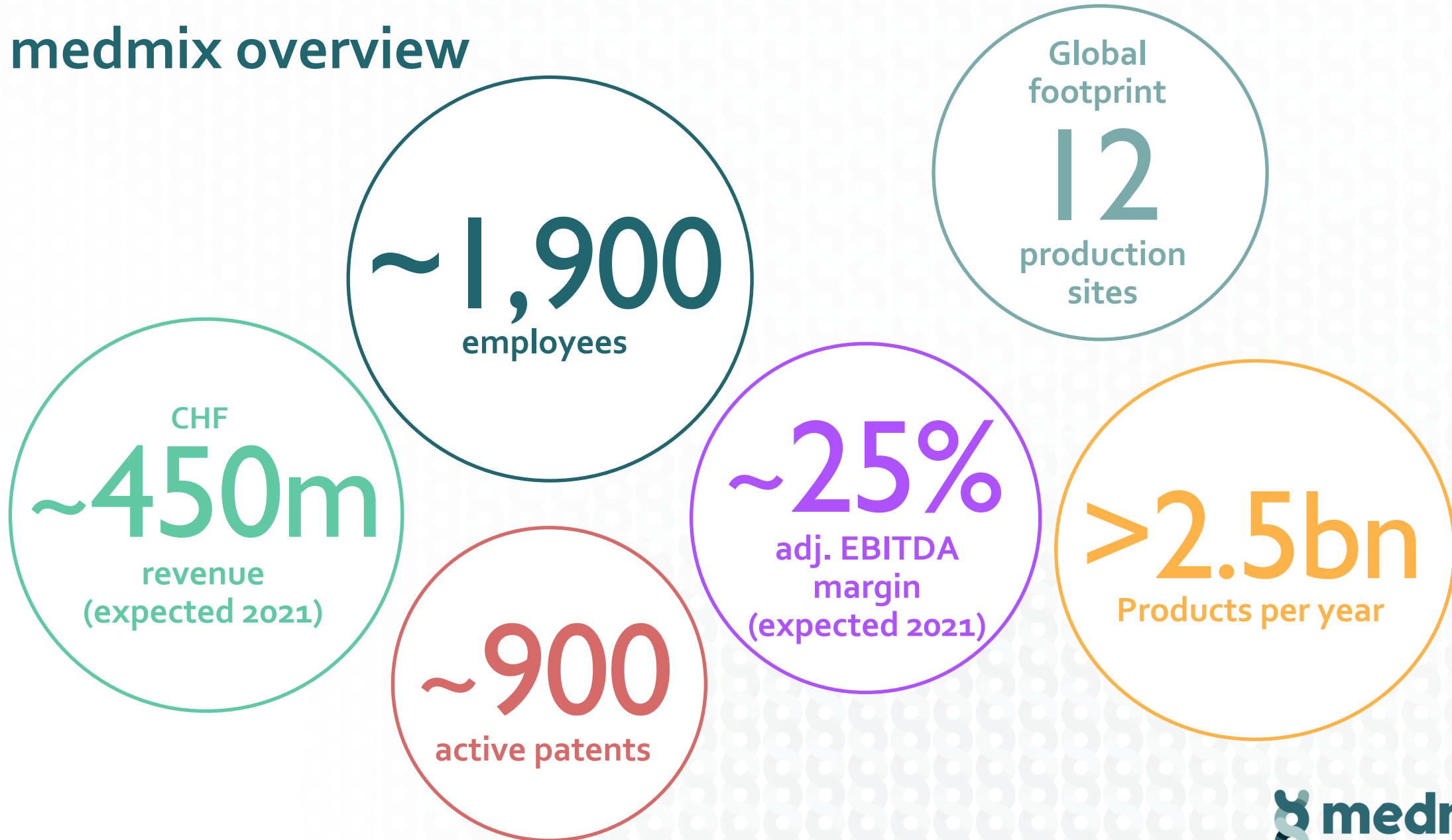
5

Profitable growth track record with high, resilient margins and further growth opportunities

6

Highly motivated and experienced team

medmix overview



Our aspiration and mission

ASPIRATION

Be the global leader in high precision delivery devices for the healthcare, consumer and industrial end-markets

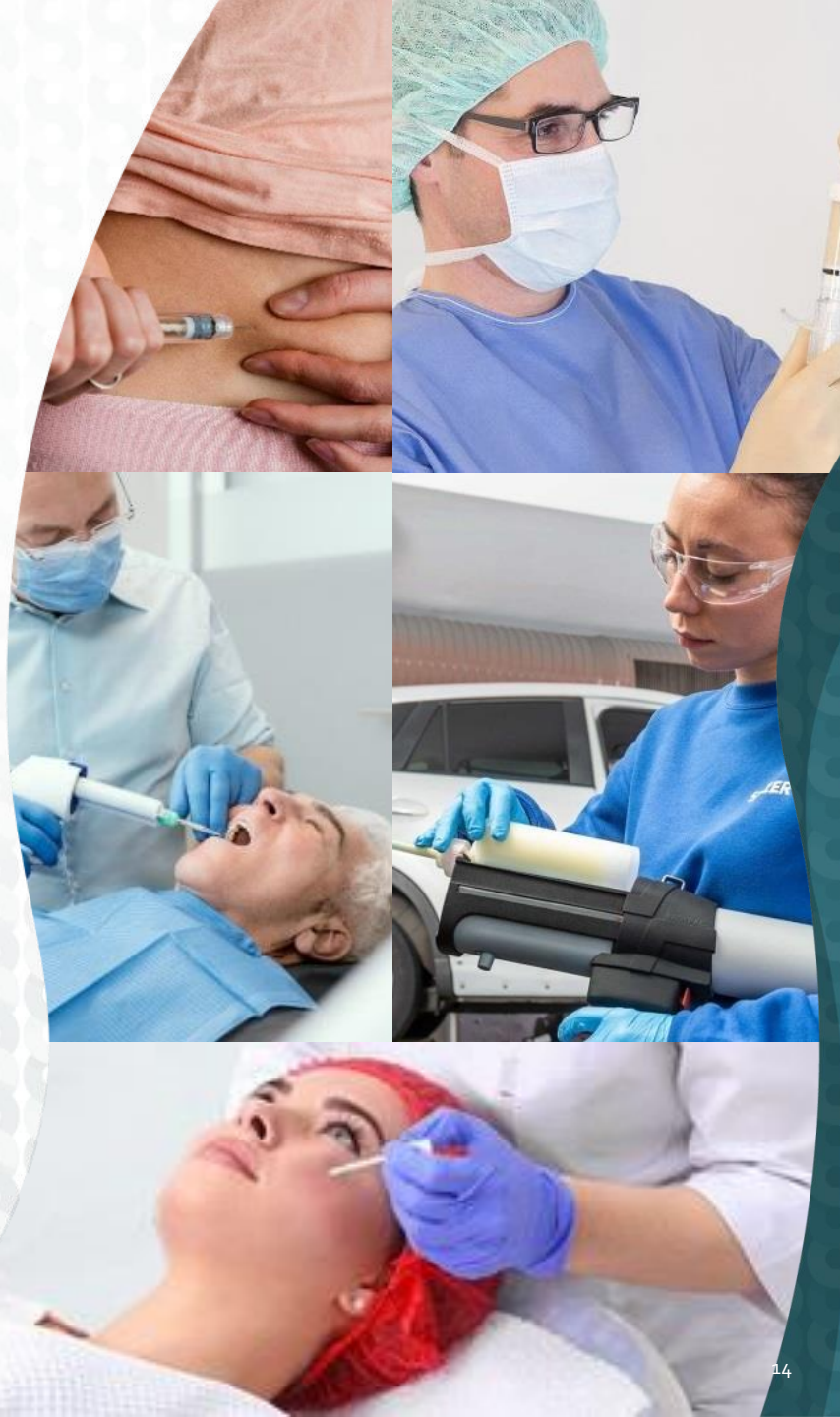
MISSION

Providing innovative solutions to help millions of people live a healthier and more confident life

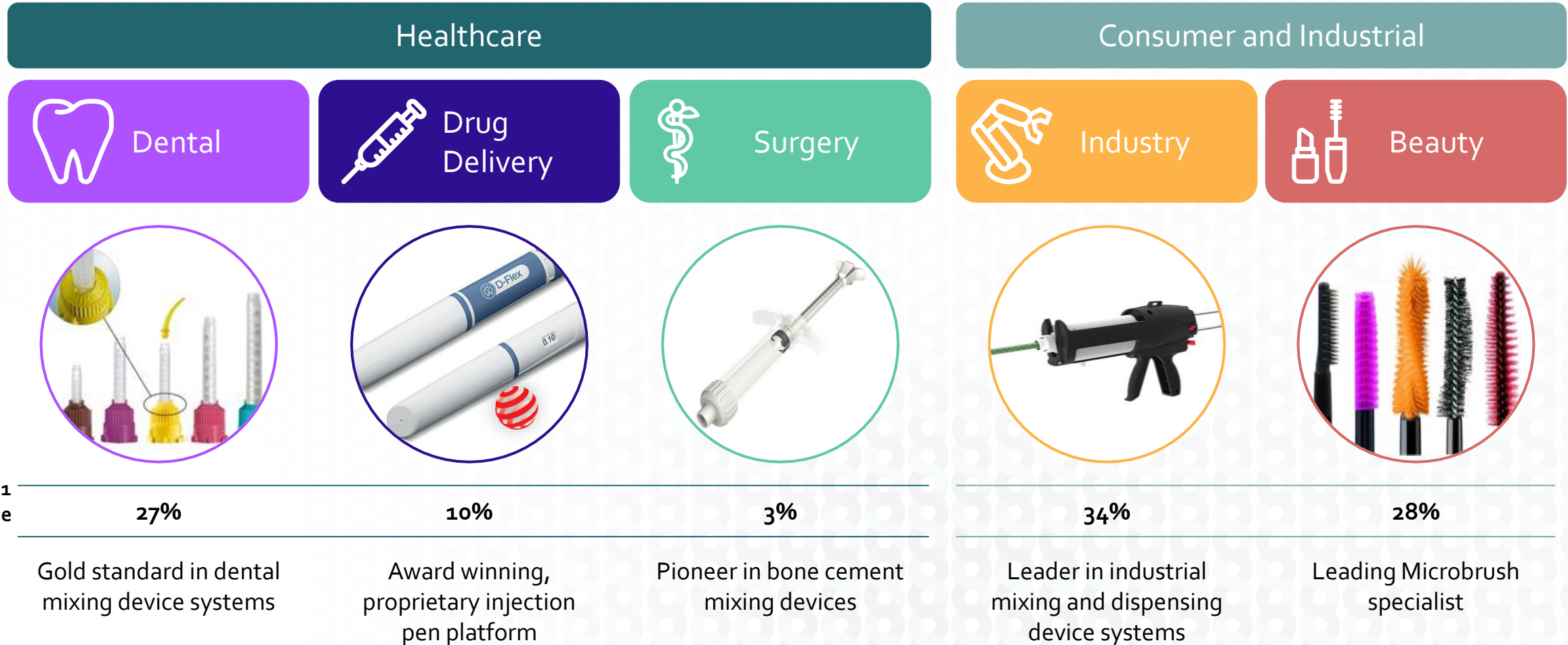


Our core competencies

- We design, develop and manufacture cutting-edge mixing, dispensing and high-precision delivery devices
- We are a leader in IP with a strong innovation pipeline
- We have built crucial quality assurance / regulatory affairs expertise in highly regulated industries
- We are a reliable partner to our customers for innovative co-development projects
- We are fast to market thanks to our digital enablers - 3D printing, online configurators and robotic workstations
- We provide a broad variety of shapes and quantities at top quality market standards – a million times, every time
- We focus on identifying future trends in each of our market segments to become an early adopter across medmix



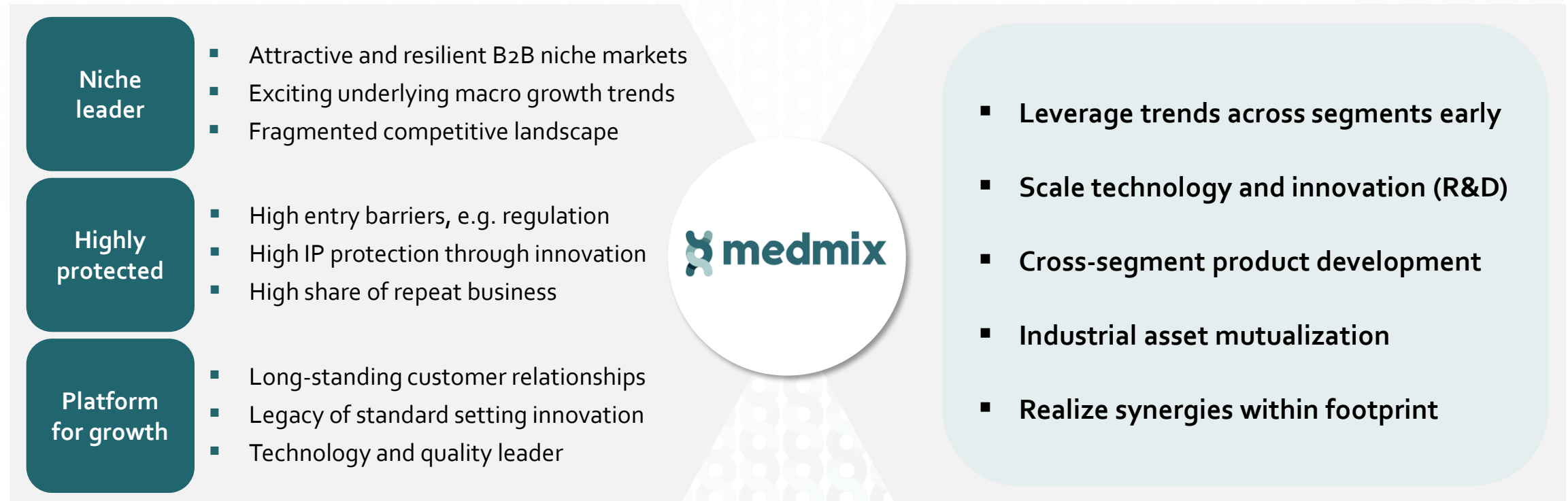
Our business



Notes: Compare to "Basis for preparation" for additional information in appendix section
 1 Q1 2021 revenue split does not add up to 100% due to rounding

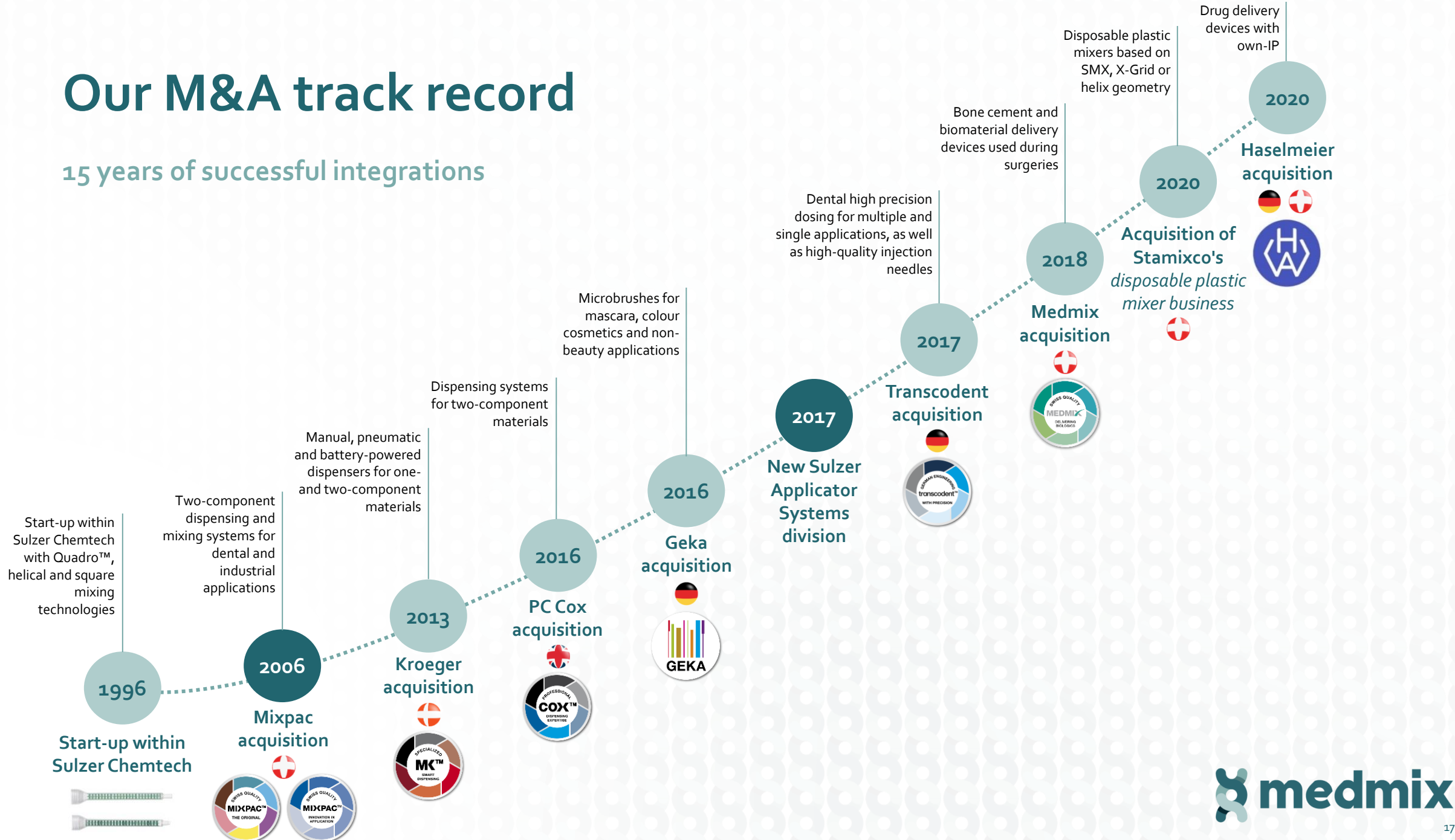
Our strategy and business model

Innovative, high-precision delivery devices in attractive Healthcare, Consumer and Industrial end-markets

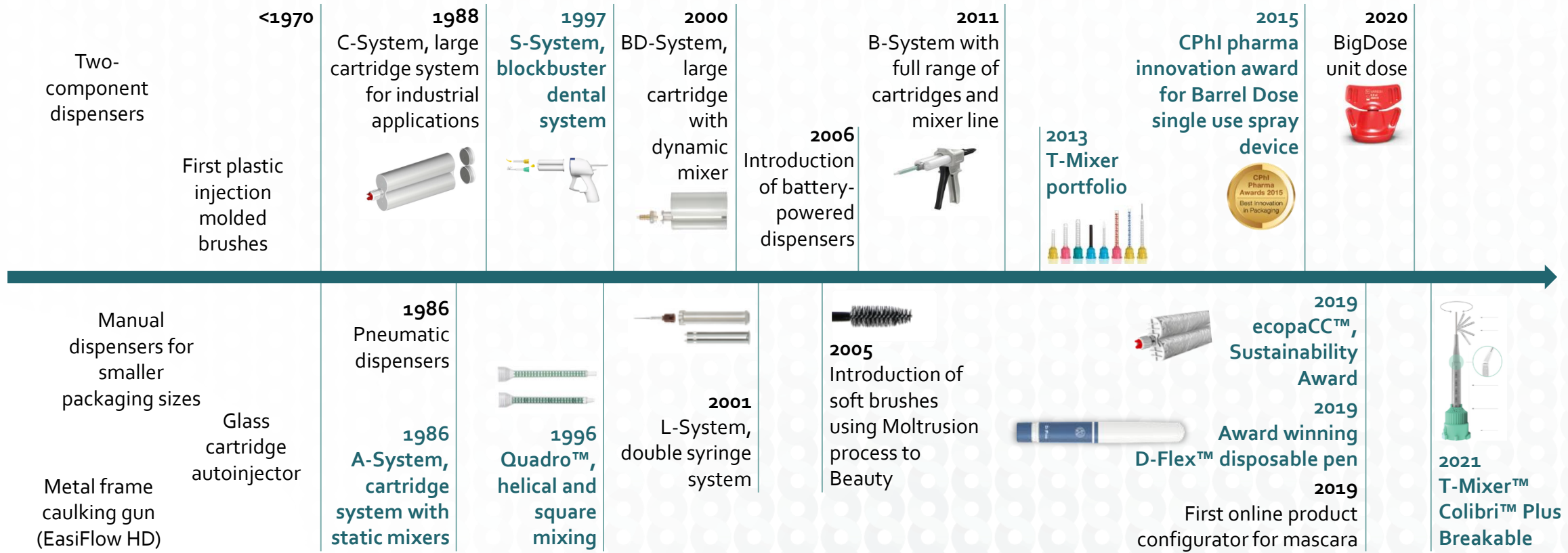


Our M&A track record

15 years of successful integrations



Our innovation track record



More than half of revenue based on IP protected products (~900 active patents)

Our ESG commitment

Leveraging success in early adopter Beauty throughout all segments

Successes in Beauty leading the way for other segments...

- ✓ #1 make-up supplier in CSR ranking of largest customer
- ✓ Products can contain up to 92% of PCR and biobased material
- ✓ Ecovadis Platinum (top 1%)
- ✓ Rated B- for climate change and water security by Carbon Disclosure Project



- ✓ Eco design principles embedded in innovation and R&D
- ✓ ecopaCC sustainability award in 2019
- ✓ Ecovadis established in Haag in 2020: Silver
- 🎯 Ecovadis planned to be established in four sites in 2021
- 🎯 Low carbon electricity supply planned in five sites in 2021

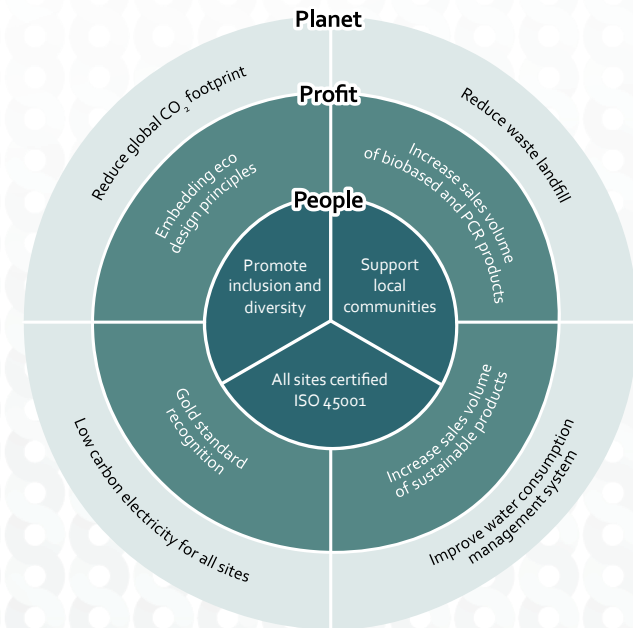


- ✓ Achieved
- 🎯 Targeted



...and driving our future commitments until 2025

- Reduce CO₂ footprint by 30%
- 80% of products with at least 30% of PCR / biobased material
- Zero waste to landfill
- Low carbon electricity for all sites

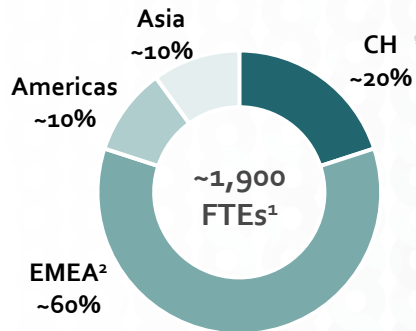
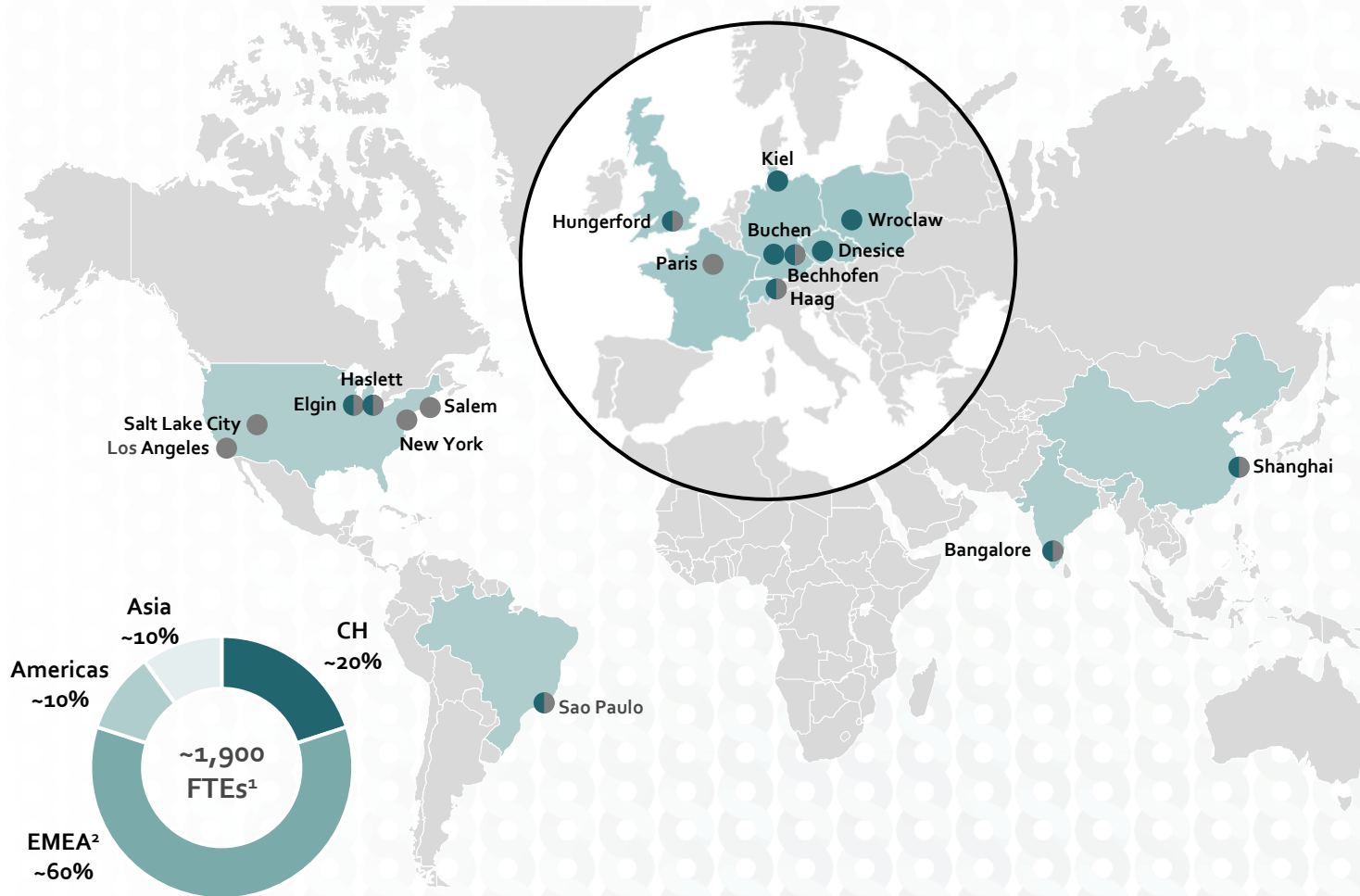


Our global footprint

12 manufacturing sites present in Europe, Americas and Asia, of which 6 have clean room capabilities

Half of manufacturing sites cover multiple segments

Dedicated global sales force and commercial channels for each segment




Example sites



Haag, Switzerland



Wroclaw, Poland



Shanghai, China

- Manufacturing site
- Sales office
- m² Production surface

Notes:

1 As of today

2 Excluding Switzerland

Today's presenters



Girts Cimermans
CEO medmix



Jennifer Dean
CFO medmix



Holger Arens
Head of Dental



Marco Linari
Head of Drug Delivery



Dominik Vonier
*Head of Surgery
& medmix strategy*



Section 3

Key investment highlights



Key investment highlights



1

A global market leader in high-precision delivery devices in attractive niches

2

Attractive macro trends expected to drive strong growth across segments

3

A technology and innovation leader with strong IP, resulting in high entry barriers

4

Broad post COVID-19 end-market recovery expected to drive high growth

5






Profitable growth track record with high, resilient margins and further growth opportunities

6

Highly motivated and experienced team

1 A global market leader in attractive niches

High-precision delivery devices to B2B customers

	Revenue split Q1 2021 ¹	Business area gross profit margin Q1 2021 ²	Addressed market ⁶ 2020 (CHFm)	medmix market share in addressed market 2020	Addressable market 2020 (CHFm)	medmix market position
 Dental	27%	62%	350	20%	1,000	• Leader in 2K mixing devices with ~60% share
 Drug Delivery	10%		900 ³	4% ³	1,600	• Leader in fertility pen injectors with ~50% share
 Surgery	3%		150 ⁴	7% ⁴	200	• Among top 3 specialised delivery device providers
 Industry	34%	40%	500 ⁵	25% ⁵	700	• Leader in 2K hand-held with ~25% share
 Beauty	28%		800	15%	800	• Leader in mascara Microbrushes with ~20% share and stronger position in mass market

Sources: L.E.K. market research and analysis, company financials

Notes: All market and market share data approximative; addressed market = market addressed with current medmix portfolio, addressable market = market addressable with current and potential future medmix portfolio; 1K = one-component, 2K = two-component

¹ Q1 2021 revenue split does not add up to 100% due to rounding

² Corresponds to business area gross profit. Business area gross profit represents the part of gross profit which is assigned to a business area

³ Pen injectors only

⁴ Excluding joint replacement

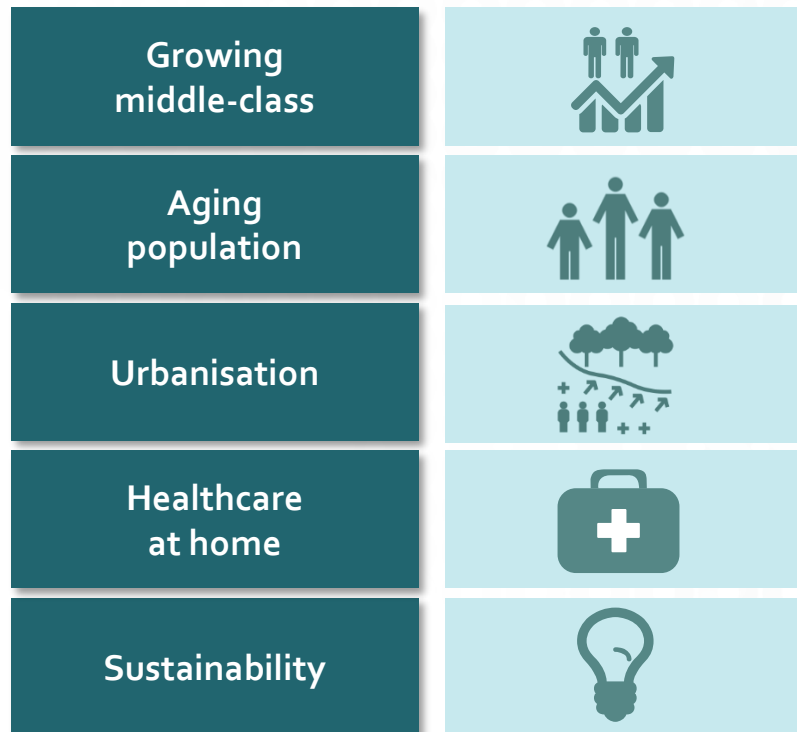
⁵ 2K hand-held adhesive dispensing systems only

⁶ Market size rounded to nearest CHF50m step (sections 4 and 5 contain more granular details on market data)

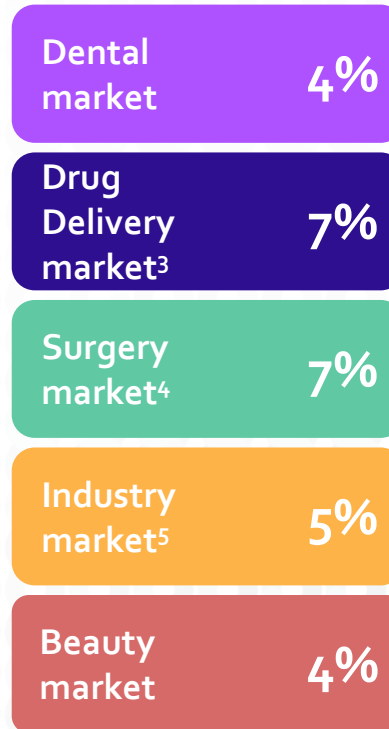
2 Attractive fundamental macro trends

Expected to drive strong growth across segments

Macro trends



Market growth forecast post recovery to 2025E (CAGR)^{1,2}



Main segment trends

- Emerging markets shift away from hand- to device-mixing
- Trend to unit-dose to avoid cross-contamination
- Growing number of dentists in emerging markets
- Trend towards self-injection at home
- Growth in biosimilars for self-administration
- Increasing number of biologics in pipelines
- Increasing use of bone cement for trauma
- More biomaterials in wound healing reducing post-op risks
- Shift to adhesive bonding due to cost and time savings
- Innovative adhesives and sealants expanding application areas
- Increasing customisation and premiumisation – even for mass
- Demand for sustainable materials and local supply chains
- Indie and mid-sized brands demanding full-service offering

Source: L.E.K. market research and analysis

Notes: All market and market share data approximative

1 Addressed market

2 Dental: 2022E-2025E; Drug Delivery: 2021E-2025E; Surgery: 2022E-2025E; Industry: 2021E-2025E; Beauty: 2022E-2025E

3 Pen injectors only

4 Excluding joint replacement

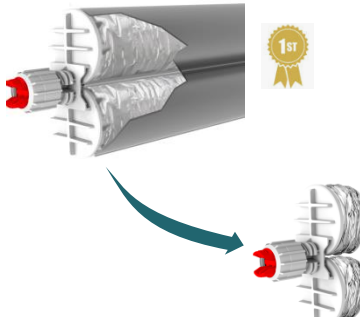
5 2K hand-held adhesive dispensing systems only

3 Technology leadership

Backed by strong IP and innovation pipeline


Industry leading innovations based on end-customer understanding

Selected independent innovation



ecopaCC™


Co-development




Ergosyringe

Magnetic Mascara

Strong legacy of setting industry standards through continuous innovation




Mixing tip




T-Mixer™ Colibri™

- Inventor of dental mixing devices
- Market standard S-System in 1997
- Constant innovation with new features
- ➔ 2021 breakthrough all-in-one solution: **T-Mixer™ Colibri™ Plus Breakable**



Axis-D™


















D-Flex™

- First glass cartridge autoinjector
- Axis-D™ disposable variable dose pen
- ➔ D-Flex™ for variable and fix doses

Yearly spend on R&D within 5-6% of revenue¹

4 Broad post COVID-19 end-market recovery...

	Market ¹ growth 2019-2020	Market growth ¹ forecast 2020-2021E	Key considerations
 Dental	 (~14%)	 ~14%	<ul style="list-style-type: none"> • Temporary decline in dental market due to closure of dental practices • Recovery to 2019 levels expected by end of 2021 given strong recovery in core regions (US and Europe) • US patient volumes have recovered to ~93% of pre COVID-19 levels as of April 2021
 Drug Delivery ²	 (~13%)	 ~16%	<ul style="list-style-type: none"> • No significant impact in chronic disease pen injector market • Significant impact in fertility market given non-essential treatments • Catch-up expected throughout 2021
 Surgery ³	 (~14%)	 ~10%	<ul style="list-style-type: none"> • Significant impact due to reduced number of trauma surgeries (i.e. less traffic and sports accidents) • Non-trauma surgeries largely postponed in order to free up hospital capacity • Trauma expected to recover in 2021, non-trauma expected to catch up throughout 2022/23
 Industry ⁴	 (~5%)	 ~8%	<ul style="list-style-type: none"> • Construction: moderate impact with strong recovery; Transportation: significant impact especially aerospace • General industries: negative impact in Q2-20, quick recovery in H2-20; Electronics: limited impact • Recovery to 2019 levels expected to continue in 2021, supported by stimulus and infrastructure programs
 Beauty	 (~16%)	 ~8%	<ul style="list-style-type: none"> • Significant impact on colour cosmetics market, driven by closed stores (incl. duty-free) and face masks • Recovery to 2019 levels expected during 2022 as return to pre COVID-19 cosmetics spend • US: quick recovery already ongoing

Source: L.E.K. market research and analysis

Notes:

1 Addressed market

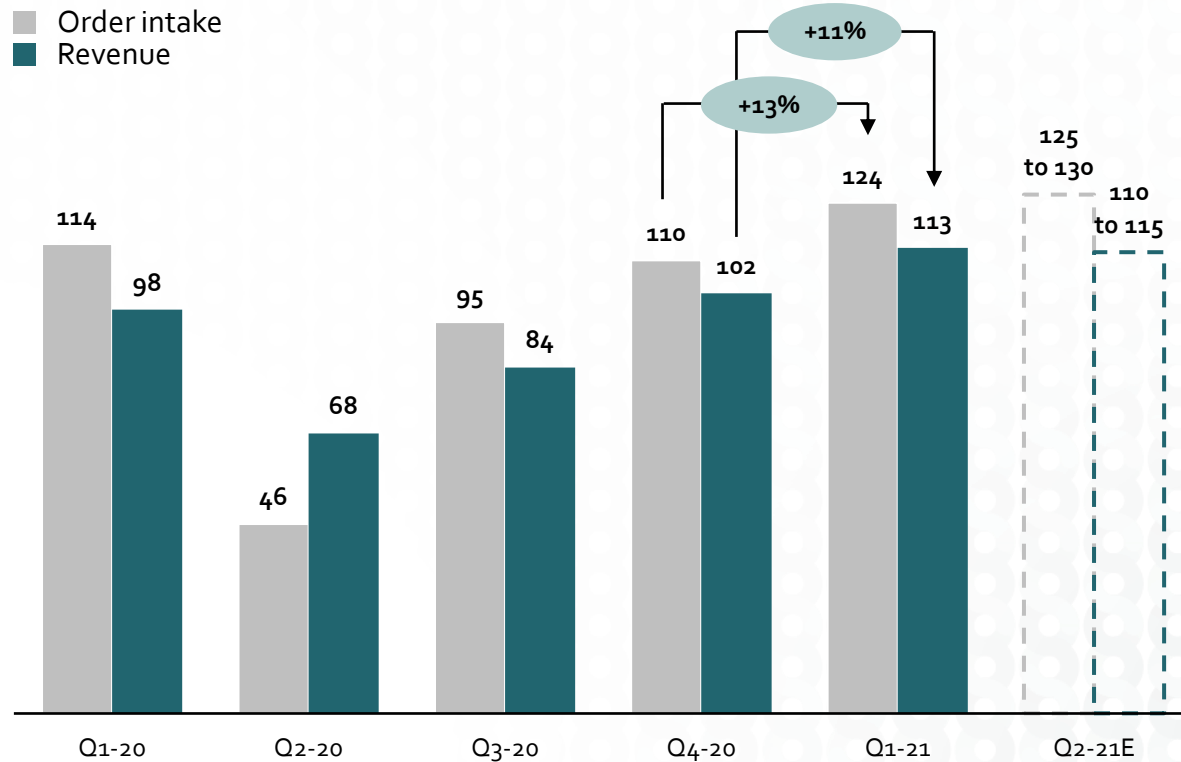
2 Pen injectors for fertility only

3 Excluding joint replacement

4 2K hand-held adhesive dispensing systems only

4 ...driving high growth

Quarterly order intake and revenue (CHFm)

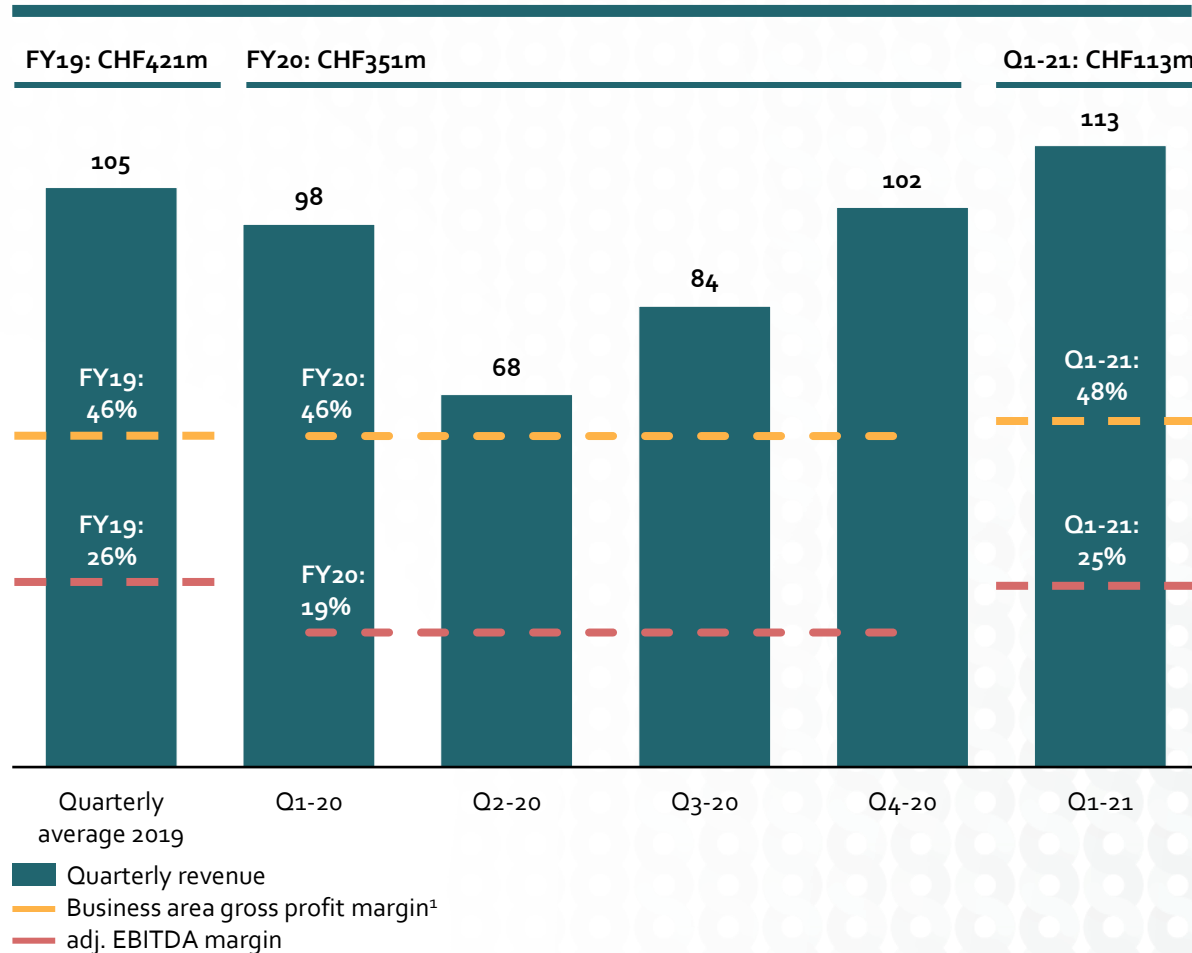


Highlights

- End-markets stalled in Q2-20 due to lockdowns: stores and dental clinics closed, less traffic
- Strong recovery started summer 2020
- Continued recovery into Q1-21 for all segments
- Further growth in Q2-21E, expected to level-out in H2-21E

5 Profitable growth track record with high, resilient margins...

Revenue and margin evolution (CHFm)



Highlights

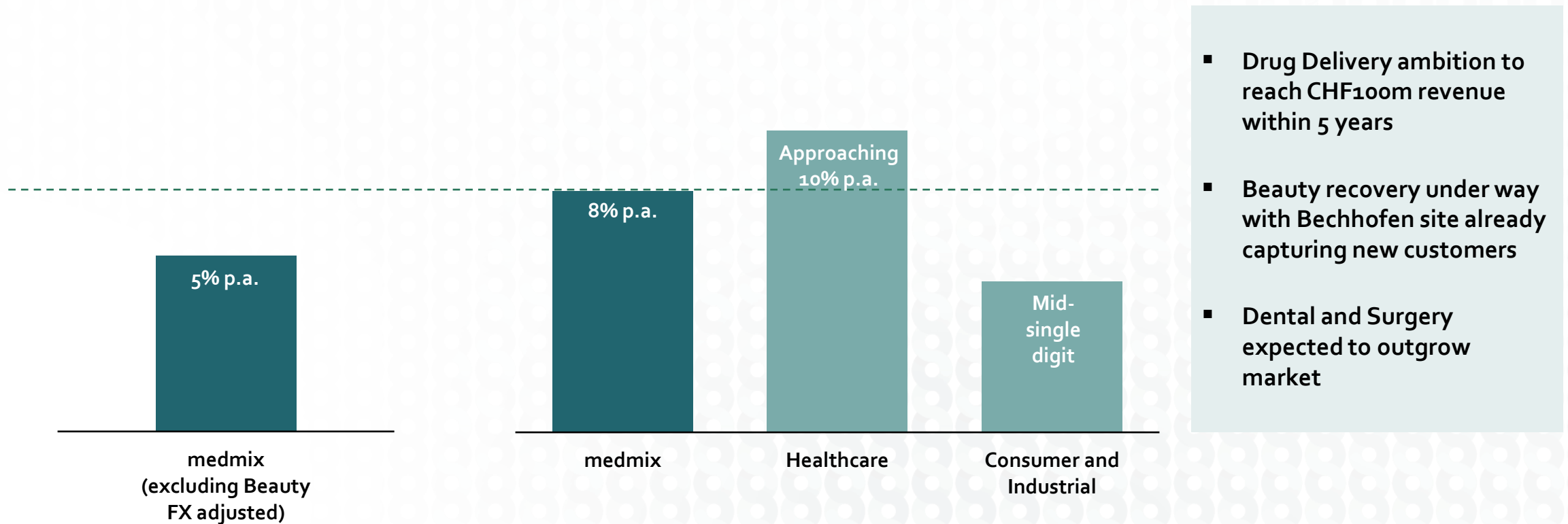
- Track record of 25%+ adj. EBITDA margin
- Business area gross profit margin¹ stable throughout 2020
- Business area gross profit margin¹ in Q1-21 above pre COVID-19
- Back to profitable growth since Q3-20

Notes: Compare to "Basis for preparation" for additional information in appendix section
¹ Corresponds to business area gross profit. Business area gross profit represents the part of gross profit which is assigned to a business area

5 ...and further organic growth opportunities

Organic growth rates – 2016-2019 range

Organic growth rates – mid-term ambition



- Drug Delivery ambition to reach CHF100m revenue within 5 years
- Beauty recovery under way with Bechhofen site already capturing new customers
- Dental and Surgery expected to outgrow market

6 Motivated and experienced leadership team

Executive management

25




Girts Cimermans
CEO

Previously at:



26



Jennifer Dean
CFO

Previously at:



23




Friedrich von Gadow
Head of HR

Previously at:



27




Holger Arens
Head of Dental

Previously at:



20




Marco Linari
Head of Drug Delivery

Previously at:



16




Dominik Vonier
Head of Surgery & medmix strategy

Previously at:



21




Roman Thoenig
Head of Industry

Previously at:



29




Florent Lafond
Head of Beauty

Previously at:



32




Paul Jutzi
Head of R&D

Previously at:



18




Levi Quinn
Head of Operations

Previously at:



26



Philip Shen
Head of China

Previously at:



X Years in industry



Section 4a

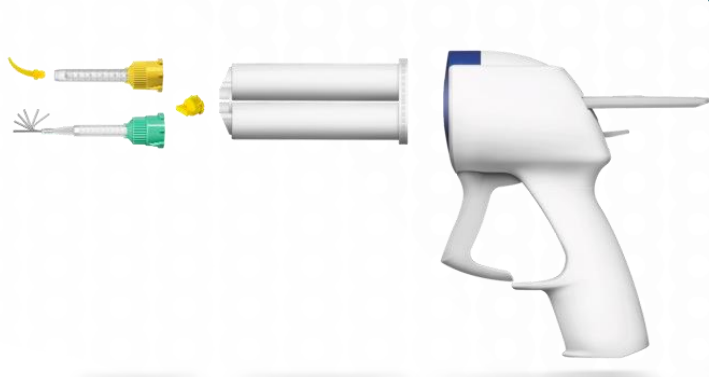
Healthcare: Dental



Dental – Overview

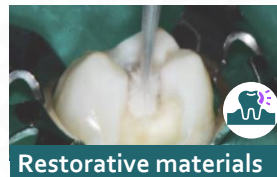
Comprehensive offering and wide-spread daily use

Selected products



Dispensers, cartridges, mixing tips, syringes, unit dose, full-service offering, including filling

Selected applications



Selected customers



Selected competitors



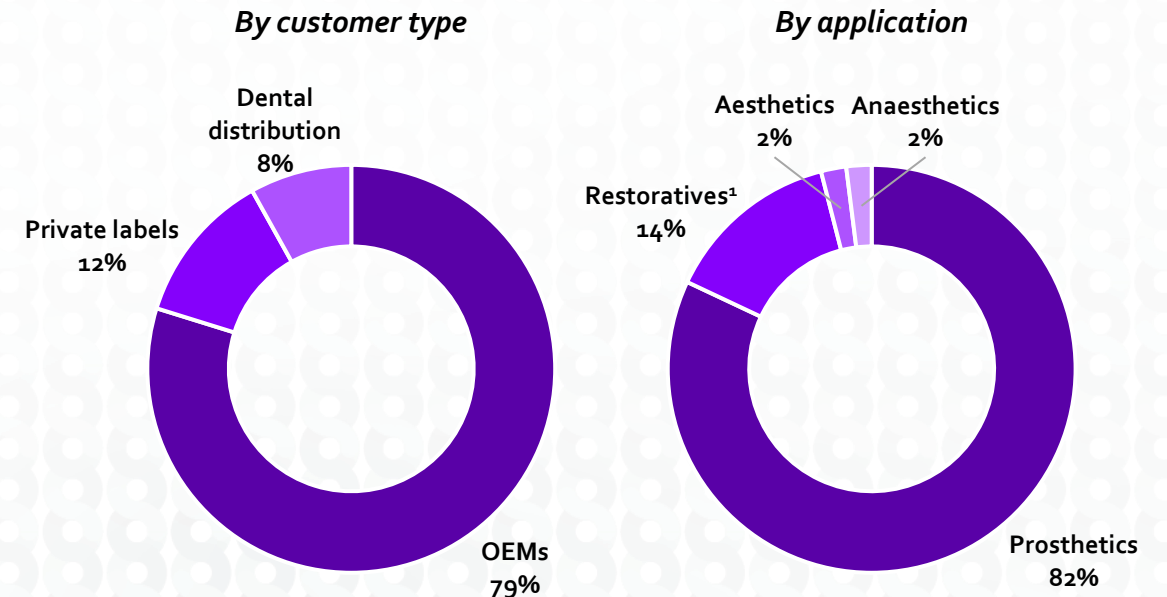
Dental – Business snapshot



Segment overview

- Provider of application solutions, mixers, needles, syringes and filling solutions for the dental consumable industry
- Our mixers are a globally established industry standard
- Product portfolio strengthened with acquisition of Transcodent for restoratives, endodontics and anaesthetics
- From high market share in prosthetics growing into restoratives, endodontics, prevention and aesthetics
- Further growth potential through regional expansion (China, India, Brazil), new products and full-service offering

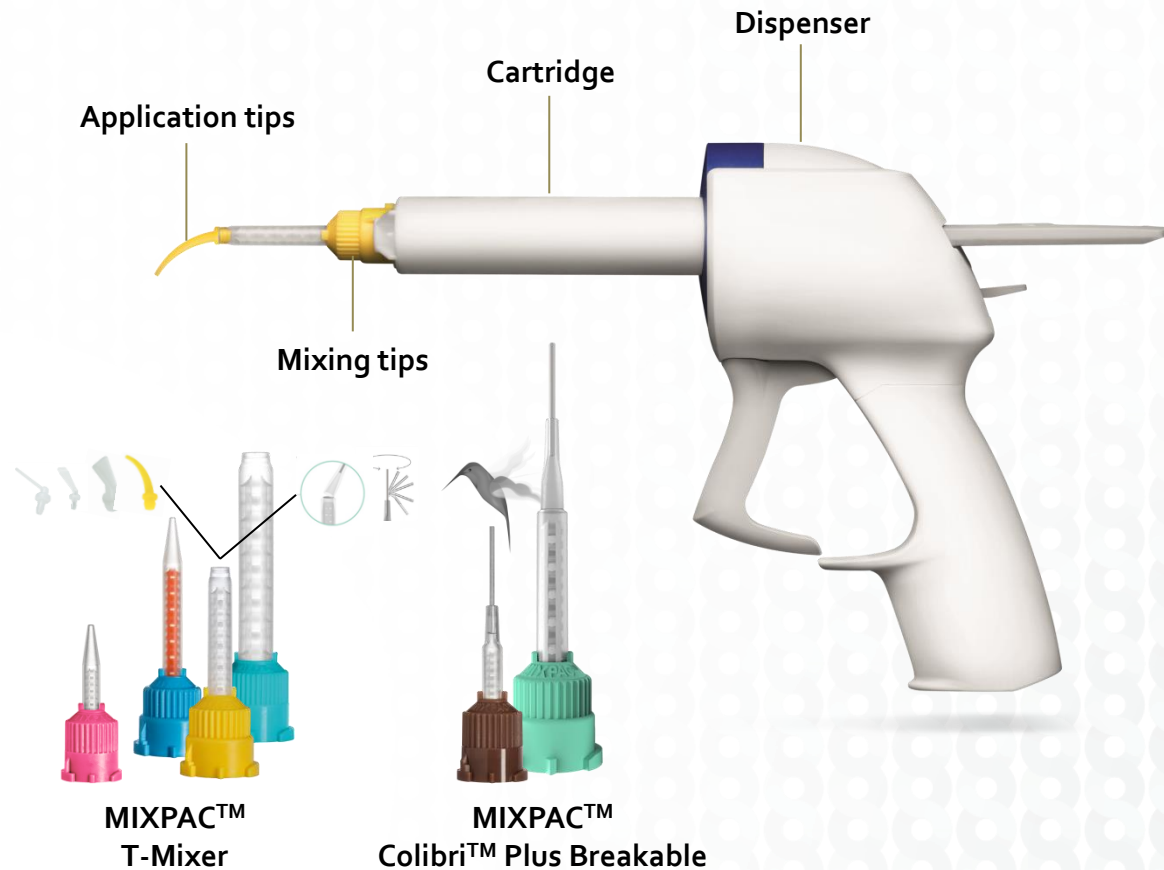
Key revenue split (Q1 2021)



Note:
1 Including endodontics

Dental – Case study

MIXPAC™ System Solutions



- Internally developed mixing tips significantly changed the mixing, dispensing and application of multicomponent materials, by providing an **all-in-one solution**
- Our products ensure safety and save time
 - Gold standard in dental industry
 - Patented technology
 - Trademark protected
 - Swiss quality for reliable results
 - All components match on one system

Dental – Market overview (1/2)

Further room to grow in under-represented sub-segments

Market size 2020: ~CHF350m – Market growth forecast (CAGR 21E-25E): 4.0% – Market share of medmix 2020: ~20%

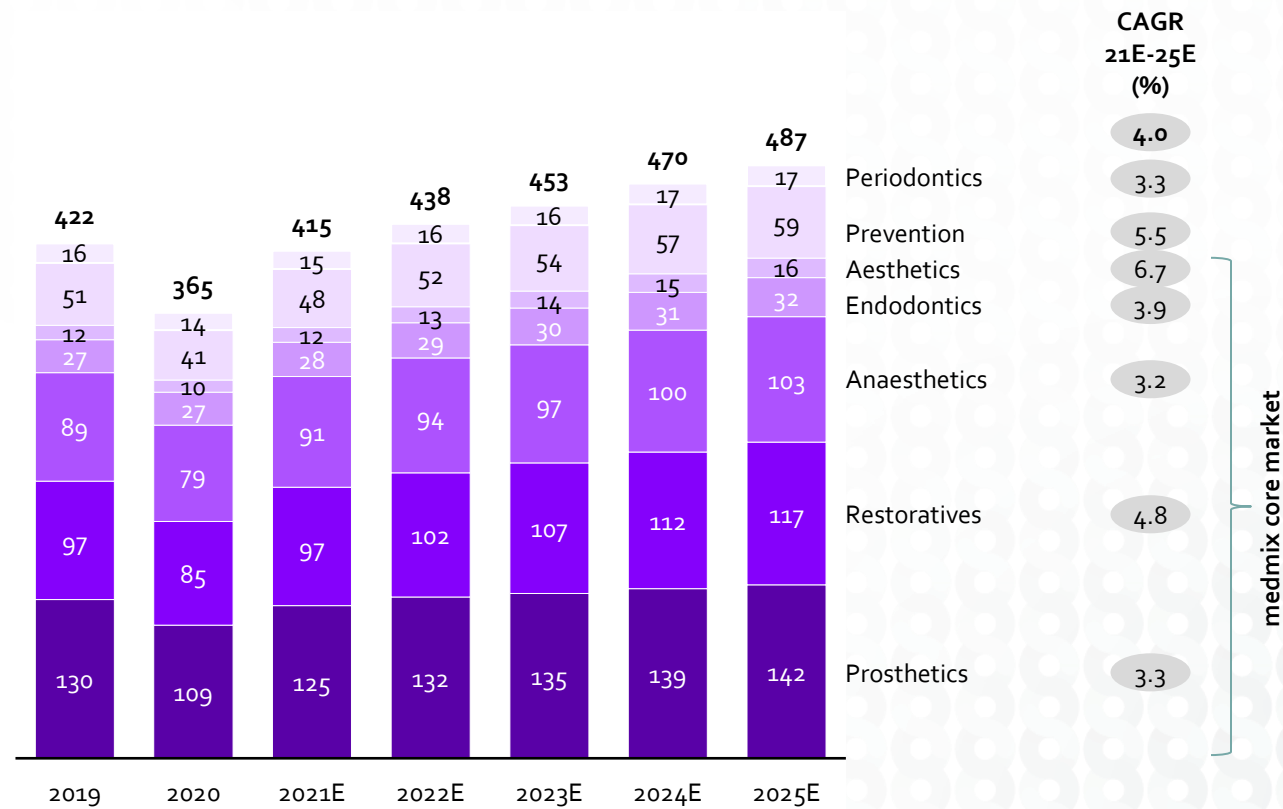


Market share	<60%	<15%	<5%	<5%	<20%
Treatment areas	<ul style="list-style-type: none"> Reconstruction of intraoral defects 	<ul style="list-style-type: none"> Restoring of missing tooth structures 	<ul style="list-style-type: none"> Anaesthetics applied in dental procedures 	<ul style="list-style-type: none"> Dental pulp diseases and trauma 	<ul style="list-style-type: none"> Improvement of gum and teeth appearance
Application fields	<ul style="list-style-type: none"> Impression, cement, crown and bridge materials 	<ul style="list-style-type: none"> Filling materials, bonding agents and dental etching 	<ul style="list-style-type: none"> Local anaesthetics, sedation, and general anaesthesia 	<ul style="list-style-type: none"> Root canal irrigation, calcium hydroxide pastes 	<ul style="list-style-type: none"> Polishing, bleaching, desensitizing, and whitening
Trends	<ul style="list-style-type: none"> Aging and edentulous population Unhealthy eating Emerging markets move from hand- to device-mixing 	<ul style="list-style-type: none"> Aging population Multi-dose replaced by unit-dose to avoid cross-contamination 	<ul style="list-style-type: none"> In-line with other treatment areas 	<ul style="list-style-type: none"> Growing prosperity in emerging markets 	<ul style="list-style-type: none"> Strong demand for 'perfect smile' Bleaching at home

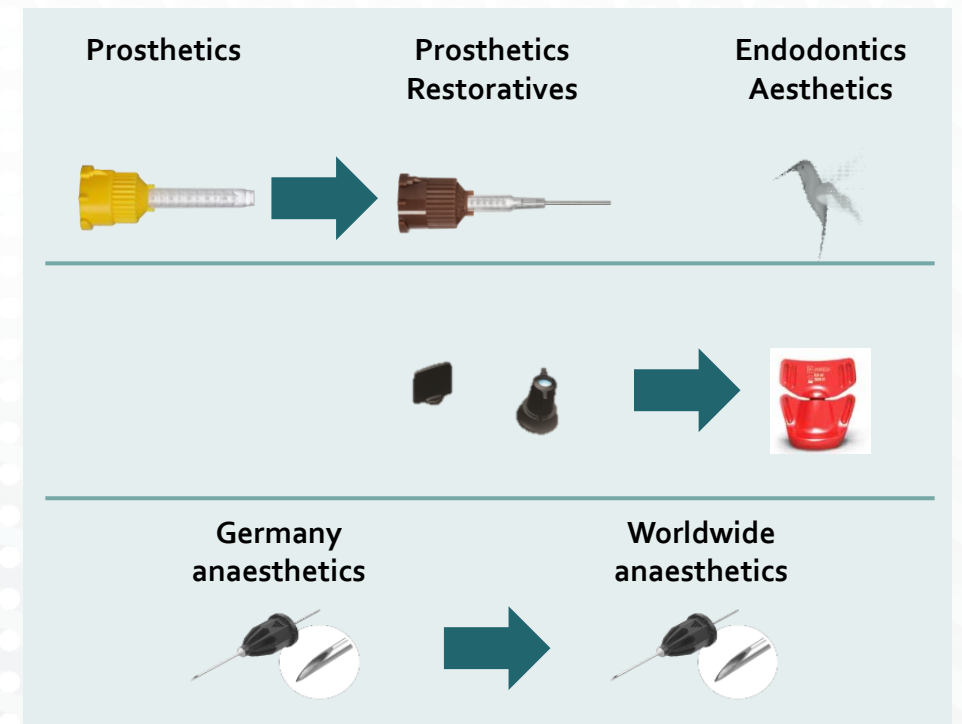
Dental – Market overview (2/2)

Moving into growing applications

Dental market (CHFm)



How we grow into new applications and regions



Dental – Strategic priorities and initiatives

Focus on product expansion and new regions

Strategic growth vectors

Product expansion

Customer development

New channels

Value chain expansion



Strategic priorities

1

Develop new products for adjacent applications

2

Expand coverage and increase customer base in China, India and Brazil

3

Grow share of wallet with updated key account organization

4

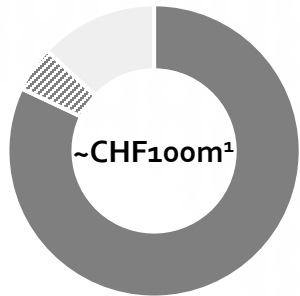
Open new channels via e-commerce

5

Grow services business through value chain expansion globally

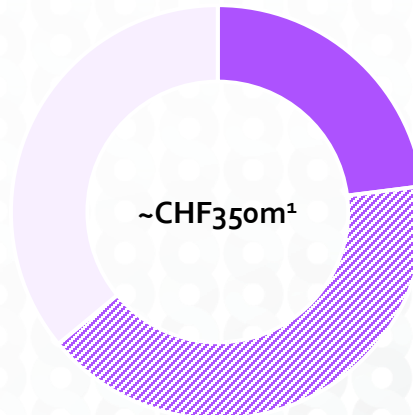
Dental – Expand addressable market to accelerate growth

Past focus market



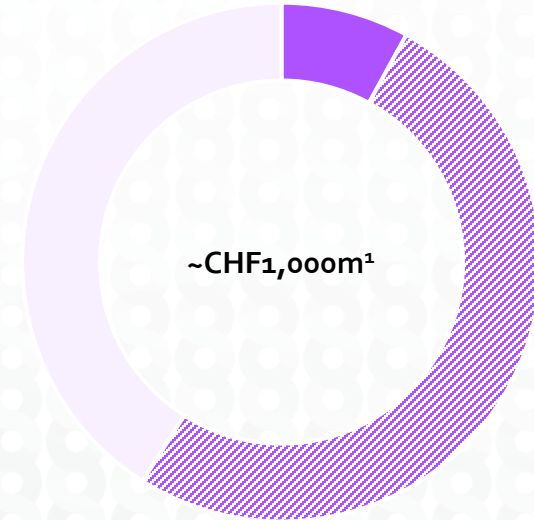
Products: prosthetics

Today's addressed market



Products: core dental applications

Future addressable market



Products: core plus set-up and facial aesthetics
Full-service offering

■ medmix share
▨ medmix growth potential



Section 4b

Healthcare: Drug Delivery



Drug Delivery – Overview

Selected products



Axis-D

Disposable, variable dose



i-pen

Reusable, variable dose



i-pen²

High-quality pen at an affordable cost



D-Flex

Disposable for fixed and variable dosage

Selected applications

Fertility and diabetes

Growth and other hormones

Diabetes

Osteoporosis, metabolic disorders and rare diseases

Selected customers

MERCK

FERRING
PHARMACEUTICALS

Biocon



DONG-A PHARM.

SANOFI



BERLIN-CHEMIE
MENARINI

Selected competitors

YPSOMED
SELFCARE SOLUTIONS



SHL MEDICAL

West



BD



OWEN MUMFORD

Nemera

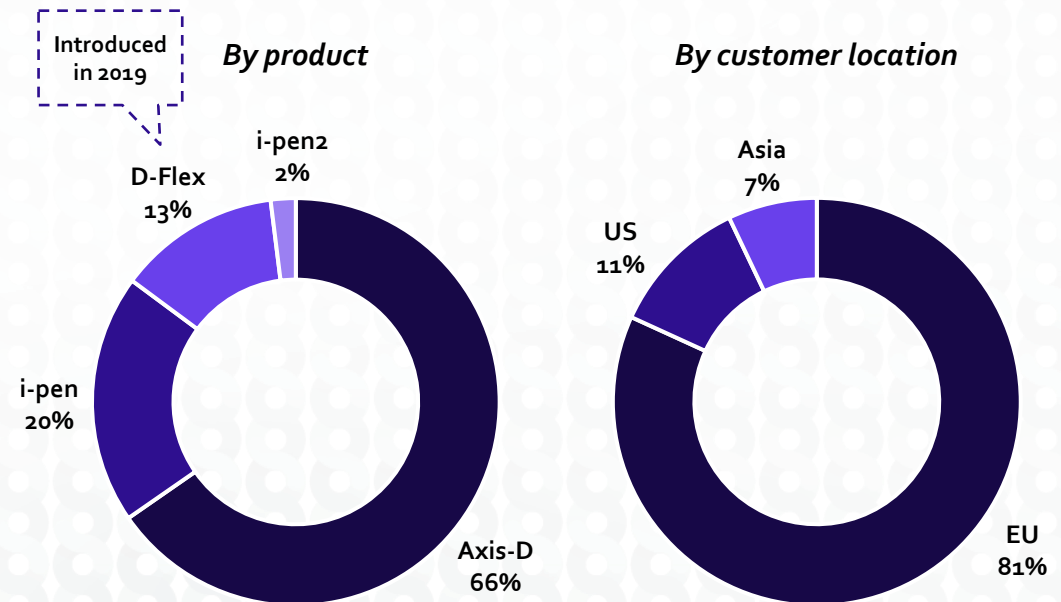


Drug Delivery – Business snapshot

Segment overview

- Established with acquisition of Haselmeier (closed in October 2020), well recognised in the industry with presence of ~100 years
- Specialised in the design and production of pens for subcutaneous self-injection
- Therapeutic areas such as fertility, growth hormones, diabetes, osteoporosis and rare diseases
- Customer base growing with major pharmaceutical, biotech and generics players worldwide
- Close to 200 patents and patent applications, providing customers freedom-to-operate
- Develop an autoinjector to broaden the portfolio
- Launch D-Flex digital ecosystem to improve therapy outcome, especially in clinical trials

Key revenue split (Q1 2021)



Drug Delivery – Case studies

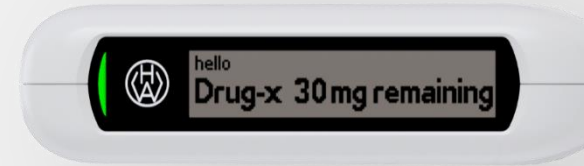
D-Flex™ Platform



Red dot Design Award
2020 D-Flex 

- High quality disposable pen - bridges gap between fixed and variable dose
- Innovative platform reducing time to market due to simple configurability
- First customer with 15 months from project start to dossier submission
- Resonates very well in osteoporosis, rare diseases and metabolic disorders
- Platform addresses needs of biosimilars

D-Flex™ Ecosystem



Good Design Award
2020 D-Flex Ecosystem 

- Connected Cap as core (incl. mobile app and cloud data platform)
- Ecosystem for secure data collection and monitoring of clinical trials
- Customisable app can help patients
 - Collect further data
 - Manage physician appointments
 - Provide trainings / help
- Built for improving therapy outcome and adherence

Drug Delivery – Market overview (1/3)

Market size 2020¹: ~CHF900m – Market growth forecast (CAGR 21E-25E)¹: 7.1% – Market share of medmix 2020¹: ~4%



Market share	~50%	<1%	<5%
Treatment areas	<ul style="list-style-type: none"> Fertility 	<ul style="list-style-type: none"> Diabetes Diabetes related diseases (e.g. adipositas) 	<ul style="list-style-type: none"> Growth hormones Osteoporosis Rare diseases
Trends	<ul style="list-style-type: none"> Increasing need for infertility treatment due to older parents 	<ul style="list-style-type: none"> Rising prevalence of diabetes especially in developing countries New therapies reducing the number of injections for diabetes treatments in developed countries 	<ul style="list-style-type: none"> Continuous growth driven by sedentary lifestyle and aging population
Trend towards self-injection at home			

Sources: L.E.K. market research and analysis, management analysis

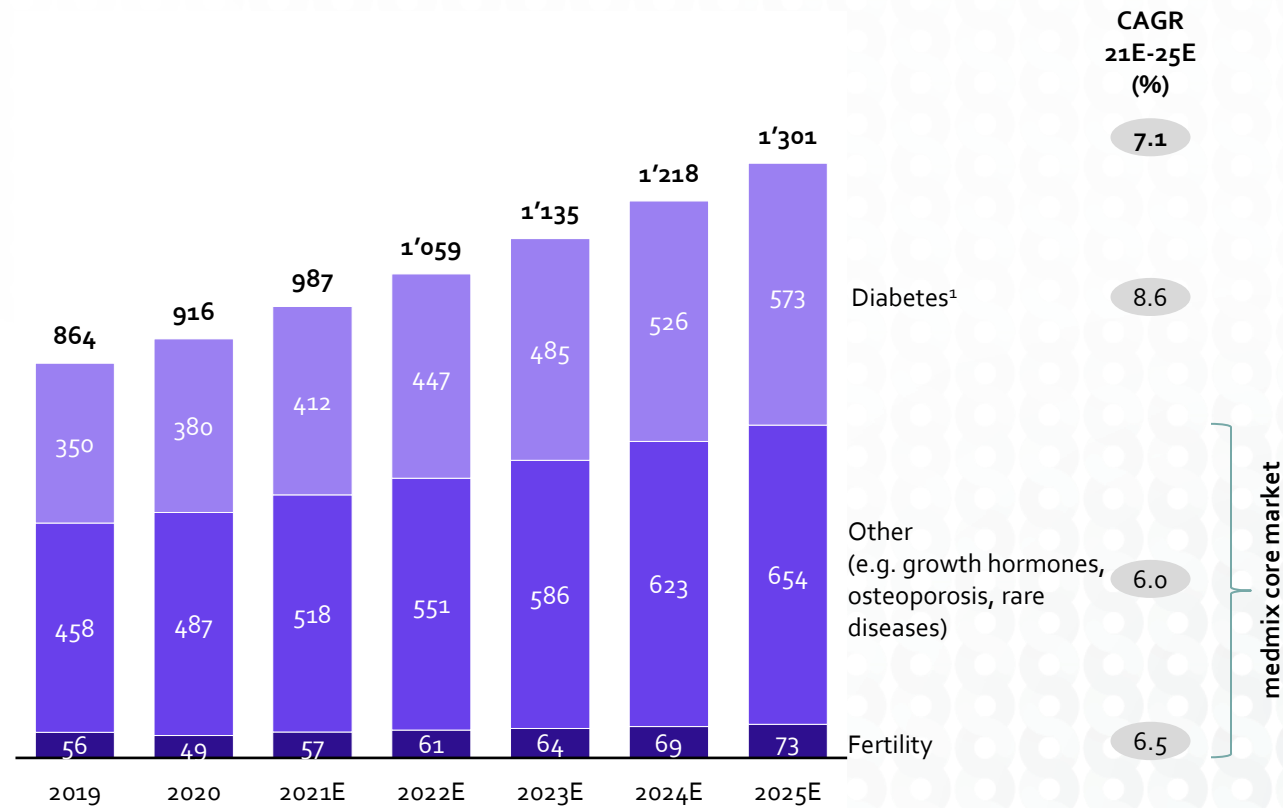
Notes: Market data and market share approximative

¹ Pen injectors only

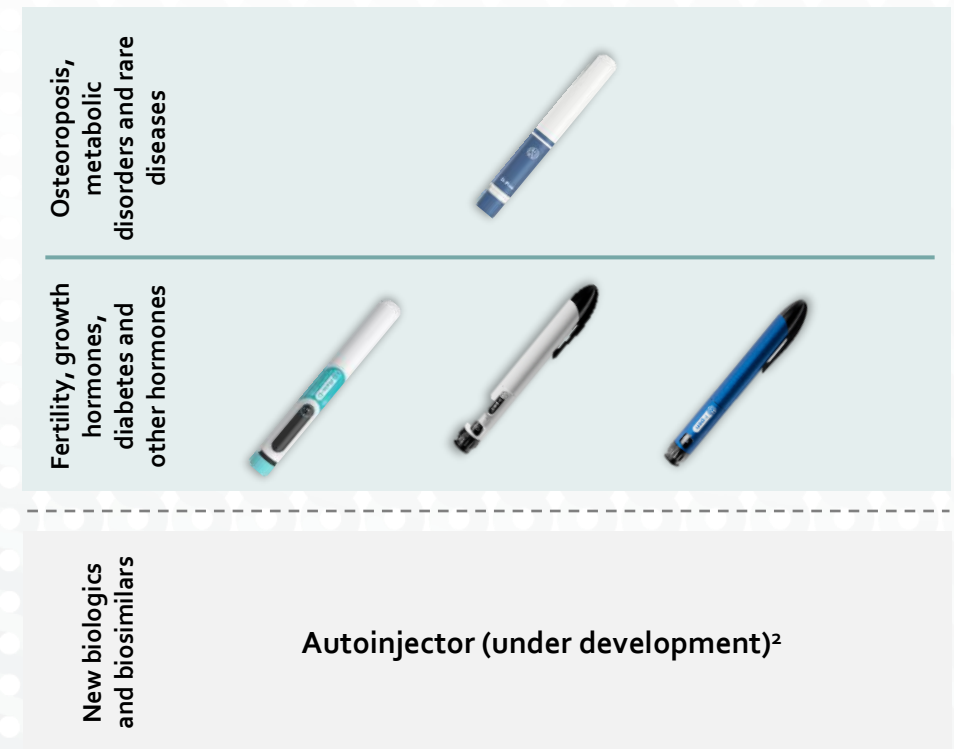
² Excluding part of type 1 diabetes covered by incumbent players

Drug Delivery – Market overview (2/3)

Drug Delivery market (pen injectors only) (CHFm)



How we grow into new indications



Source: L.E.K. market research and analysis

Notes:

1 Excluding part of type 1 diabetes covered by incumbent players

2 Not included in drug delivery market overview

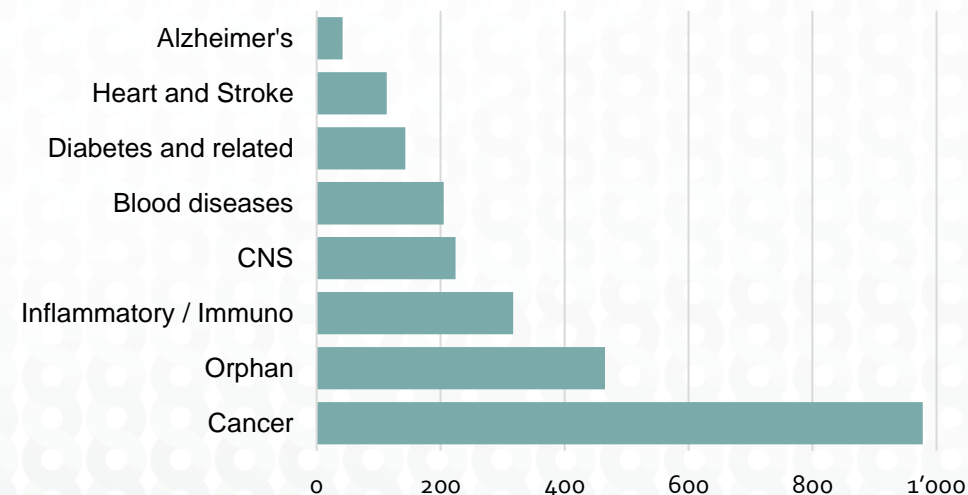
Drug Delivery – Market overview (3/3)

Selected patent expiries in the next 5 years¹

Manufacturer	Trade Name	Substance	Expiry		Indication Area
			EU	US	
GSK	Benlysta	belimumab	2021	2023	Immune
UCB	Cimzia	certolizumab	Jul 2021	Feb 2024	Immune
Amgen	Prolia/Xgeva	denosumab	Jun 2022	Feb 2025	Osteoporosis
Novo Nordisk	Saxenda/Victoza	liraglutide	Aug 2022	Aug 2022	Diabetes / Adipositas
MSD	Simponi	golimumab	Oct 2024	Feb 2024	Immune
Janssen-Cilag	Stelara	ustekinumab	Jan 2024	Sep 2023	Immune
Lilly	Trulicity	dulaglutide	Nov 2024	compound patent 2024	Diabetes / Adipositas

- D-Flex can ideally tap on new biosimilars
- New autoinjector platform expected to benefit as well

Number of biologics in development²



- Number of new biologics as key driver for 13% 21E-25E CAGR³ of the autoinjector market
- New autoinjector platform expected to capitalize on this growth
- Furthermore D-Flex can be deployed in clinical trials

Notes:

- 1 Management analysis
- 2 American Pharmaceutical Review
- 3 L.E.K. market research and analysis

Drug Delivery – Strategic priorities and initiatives

Focus on offering and business model expansion

Strategic growth vectors

Product
development

Geographic
expansion

Grow
customer base

Strategic priorities

1

Scale-up to serve mid to high manufacturing volumes

2

Leverage full potential of existing devices (in particular D-Flex)

3

Broaden portfolio (e.g. autoinjector and digital ecosystem)

4

Increase customer penetration in North America and Asia

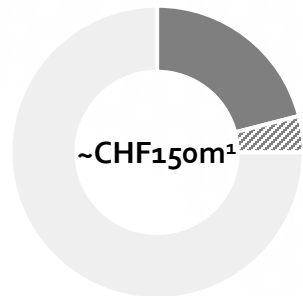
5

Gain foothold in new indications (e.g. autoimmune / inflammatory, oncology)

Drug Delivery – Expand addressable market to accelerate growth

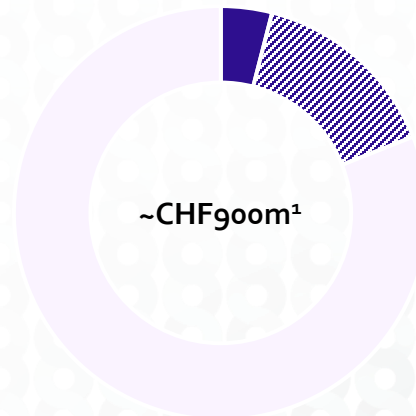
Grow into adjacent markets with new products (D-Flex, autoinjector, connected cap)

Past focus market



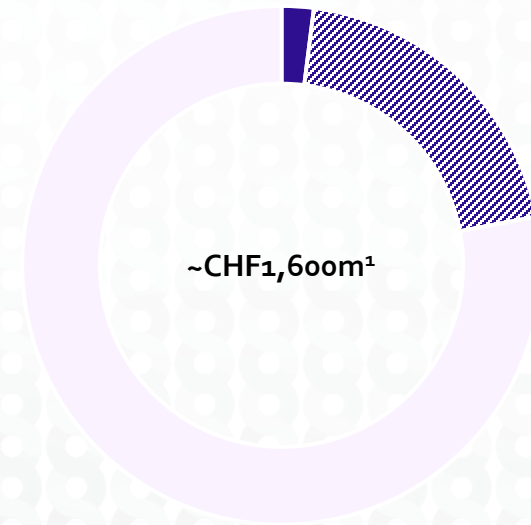
Pens: fertility, niche insulins, growth hormones
Low to medium manufacturing volumes
Europe

Today's addressed market



Pens: all indications² incl. biosimilars
All manufacturing volumes
Worldwide

Future addressable market



Pens and autoinjectors for all indications
All manufacturing volumes
Worldwide

■ medmix share
▨ medmix growth potential



Section 4c

Healthcare: Surgery



Surgery – Overview

Selected products



Prefilled double syringe system



Ergosyringe



Bone putty delivery system – minimally invasive



Liquid/powder mixing and delivery device

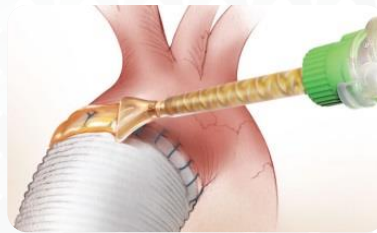


Bone cement delivery syringe

Selected applications



Bone cement for trauma surgeries



Cardiovascular sealant

Selected customers



Selected competitors



Captive OEMs:



Heraeus

Medical

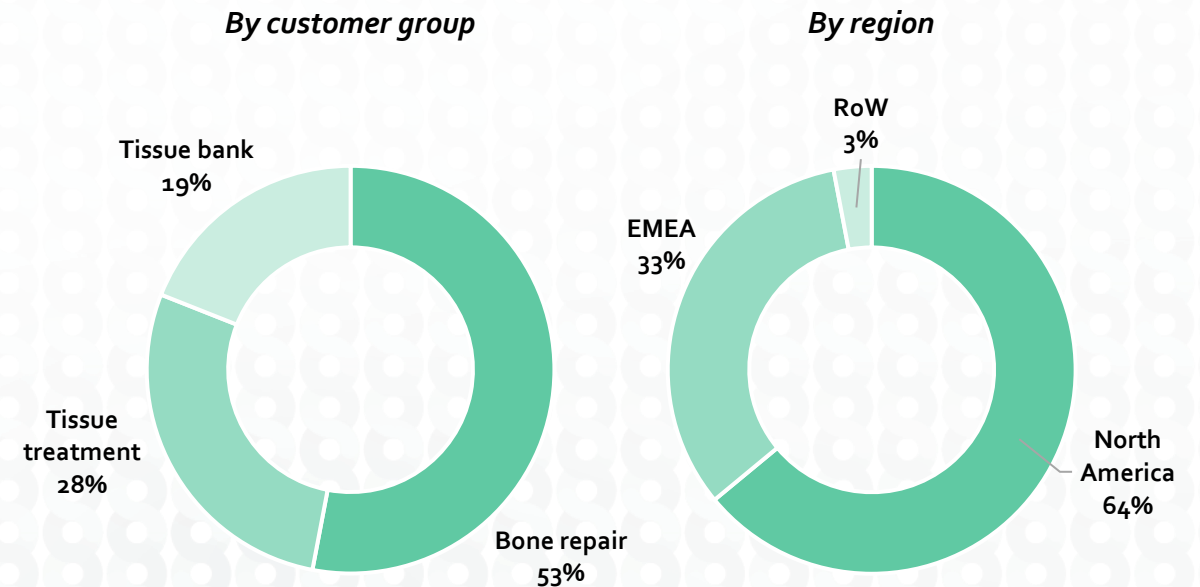


Surgery – Business snapshot

Segment overview

- Established with acquisition of Medmix Systems in 2018, nearly doubled sales since acquisition
- A leading provider of highly specialised surgical delivery devices for biomaterials focusing on bone repair and tissue treatment
- Products include mixing devices, ergonomically designed one-component syringes and minimally invasive applicators
- Devices are often part of customers medical device file
- Growth opportunities in tailor-made devices to large OEMs and new products for joint replacements

Key revenue split (Q1 2021)



Surgery – Case studies

Prefilled Double Syringe System (*tissue treatment*)



- A leading double syringe application system **replacing manual mixing** in the operation room
- **Stores, mixes and applies two-component liquids** for abdominal, vascular and cardiovascular surgeries
- **Used in more than 2 million cardiovascular procedures to deliver surgical sealant**

Bone-Putty Delivery System (*bone repair*)



- Delivery system for pre-mixed bone-putty for trauma
- Mid-sized customer uses our system for **bioactive glass fiber-based biomaterial**
- **More than 40,000 operations** in extremities since FDA approval in 2015
- Customer signed distribution agreement with large OEM for spine fusion surgery in 2018

Surgery – Market overview (1/2)

Market size 2020¹: ~CHF150m – Market growth forecast (CAGR 21E-25E)¹: 7.5% – Market share of medmix 2020¹: ~7%

Tissue treatment



Bone repair

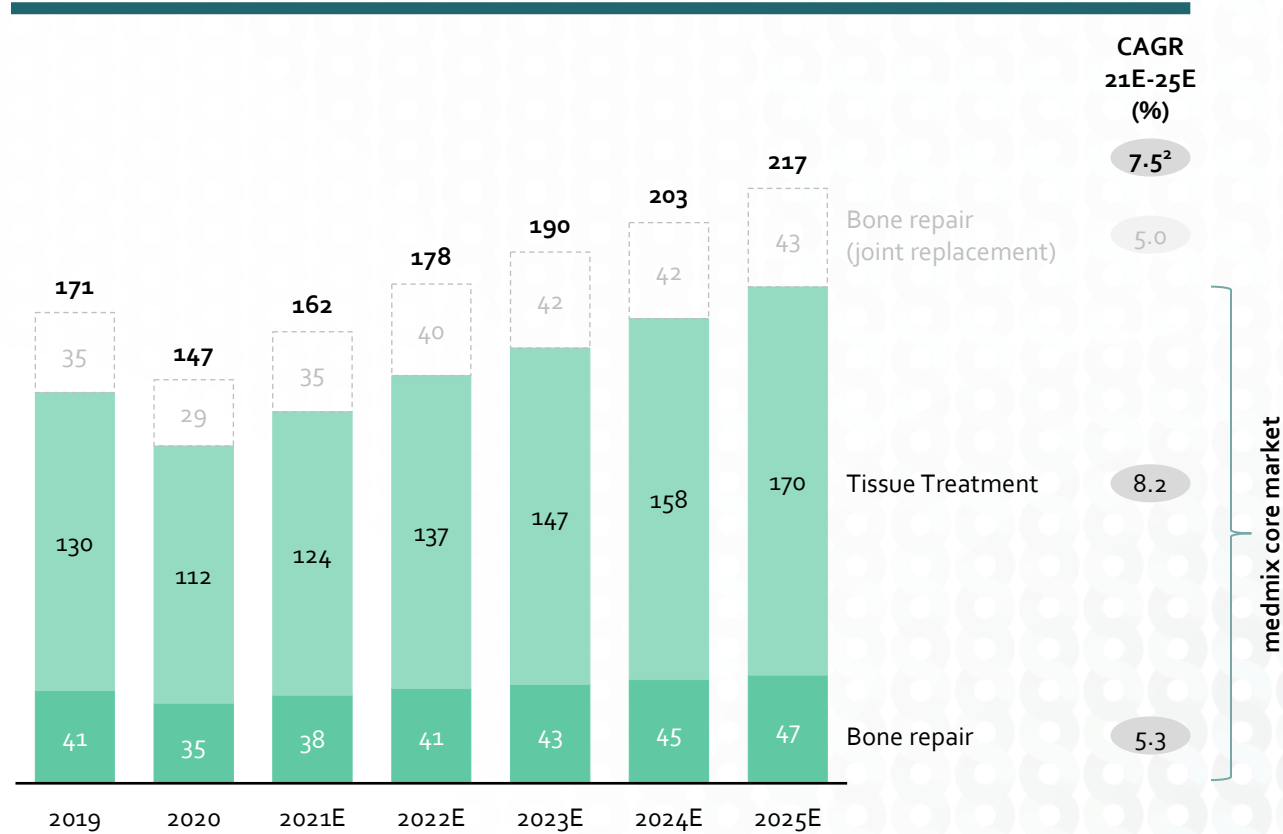


Market position	Among top 3 specialised	
Treatment areas	<ul style="list-style-type: none"> Abdominal, vascular and cardiovascular surgeries Wound closure, tissue sealing (haemostats, sealants) Tissue banks 	<ul style="list-style-type: none"> Trauma, spine fusion and implant (hip/knee) surgeries Dental and maxillofacial surgery Tissue banks
Application fields	<ul style="list-style-type: none"> Injection or spraying for surgical procedures Stop bleedings, close wounds and support healing Prevents surgery-related post-op complications 	<ul style="list-style-type: none"> Trauma: injection of bone graft or putty into bone voids Joint: cementation of implants (PMMA)
Trends	<ul style="list-style-type: none"> Surgery-related infections, bleeding and increased comorbidities Development and commercialisation of new materials 	<ul style="list-style-type: none"> More surgery due to aging population, growing middle class (more traffic and active lifestyle)
<p>Strong growth in tissue banks driven by rising demand for regenerative medicine (allograft) to reduce rejection</p>		

Surgery – Market overview (2/2)

Growing into addressable market

Surgery market¹ (CHFm)



How we grow into new markets



Source: L.E.K. market research and analysis

Notes:

1 Sum per year excludes joint replacement

2 Excludes joint replacement

Surgery – Strategic priorities and initiatives

Focus on growing new business and expanding current footprint

Strategic growth vectors

Grow
customer base

Product
expansion

Geographic
expansion

Strategic priorities

1

Offer tailor-made devices to large OEMs (key differentiator)

2

Expand portfolio with devices for joint replacement (PMMA) surgeries

3

Develop new devices for new and upcoming biomaterials (e.g. fibrous)

4

Progress products to enable expansion into downstream value chain

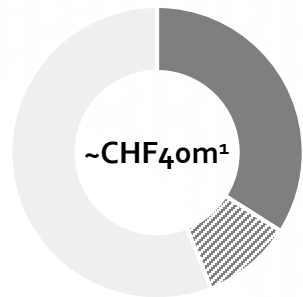
5

Grow in emerging regions, for example China

Surgery – Expand addressable market to accelerate growth

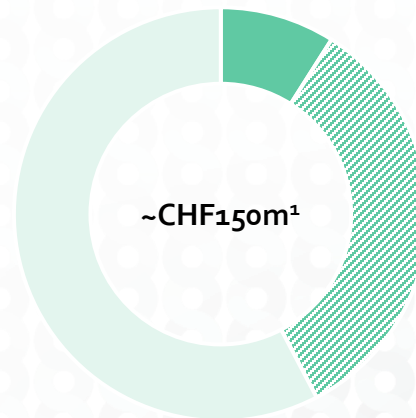
Grow into adjacent markets (joint replacement) with new products

Past focus market



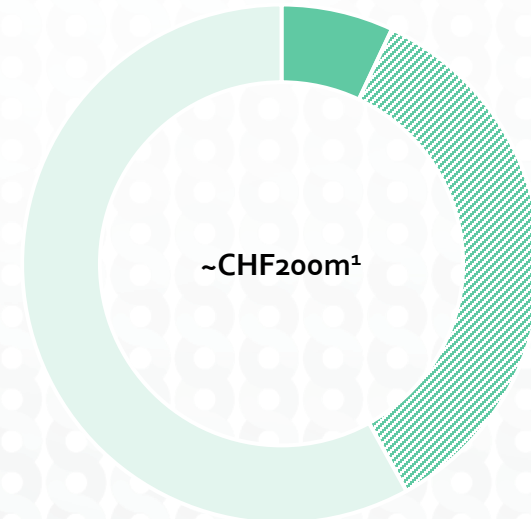
Bone repair (trauma):
small / medium customers, US and EU

Today's addressed market



Bone repair (trauma), tissue treatment:
SMEs and large OEMs, worldwide

Future addressable market



Bone repair and tissue treatment
joint replacement (PMMA):
all customers, worldwide

■ medmix share
▨ medmix growth potential



Section 5a

Consumer and Industrial: Industry



Industry – Overview

Selected products



Cartridges

(from 10ml to 1,500ml filling volumes)




Mixers



Dispensers

(manual, pneumatic, battery-driven for one- or two-component)

Selected applications



Construction, transportation (e.g. aerospace, automotive), electronics (e.g. smart phones), infrastructure

Selected customers



Selected competitors



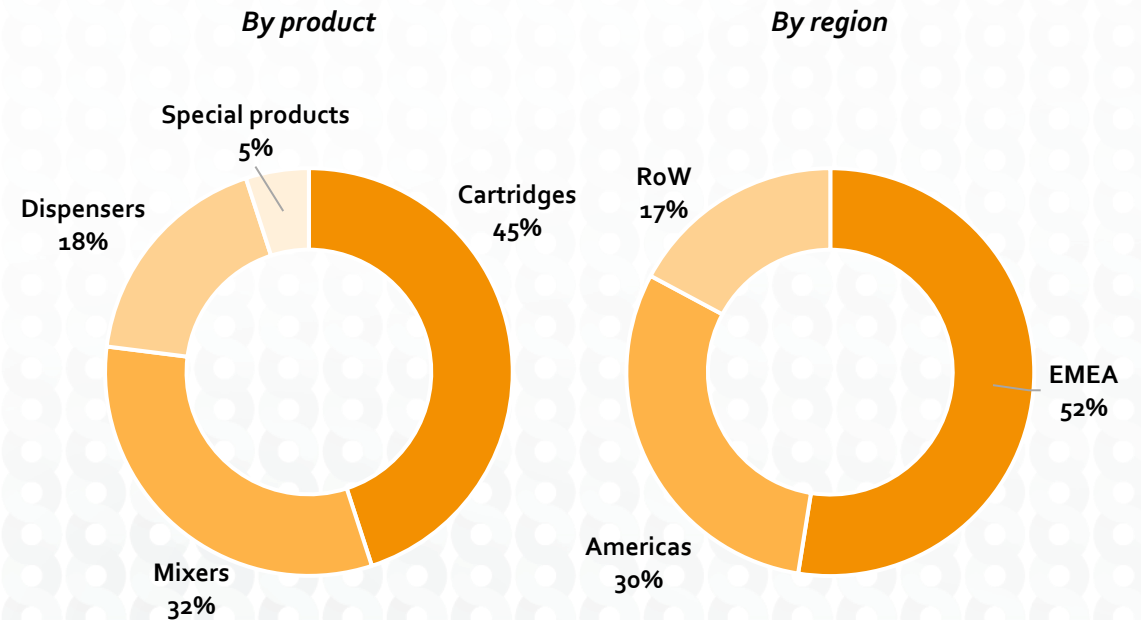
Industry – Business snapshot



Segment overview

- Specialised in hand-held mixing and dispensing delivery devices for two-component adhesives and sealants
- Mixing tips, cartridges and hand-held dispensers, offering a comprehensive product portfolio
- New innovative solutions with broad IP protection: EcopaCC, Mixpeel, 3D printed parts
- Strong application know-how in mixing
- Products used in multiple application areas such as electronics (e.g. smart phone assembly), construction, transportation (e.g. aerospace), infrastructure and general industry
- Industry with organic growth, supported by complimentary hand-held dispenser acquisitions (Kroeger in 2013 and PC COX in 2016)

Key revenue split (Q1 2021)



Industry – Case studies

Smart phone bonding technology



- A leading provider of cartridges and mixing tip for smart phone assembly
- >4m mixers sold in 2020
- Majority of assembly steps via adhesive bonding
- International OEM customer of medmix selling to largest smart phone producer in China
- Application includes seamless screen and backside glass coverage bonding

EV battery business in China



- Provider of cartridges and mixers for EV battery business in China
- >90,000 mixers sold in 2020
- Application includes battery pack assembly and thermal encapsulation

Industry – Market overview (1/2)

Market size 2020¹: ~CHF500m – Market growth forecast (CAGR 21E-25E)¹: 5.3% – Market share of medmix 2020¹: ~25%

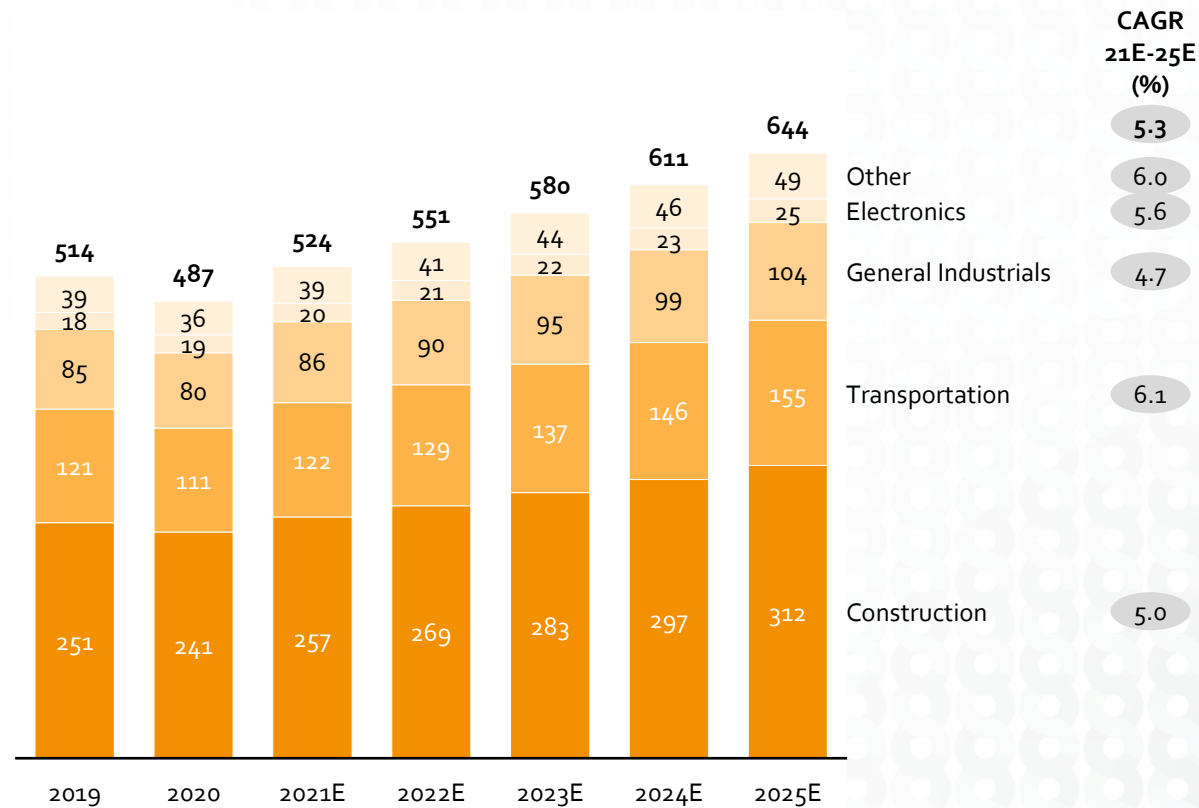


Market share	~25%			
Application fields	<ul style="list-style-type: none"> ▪ Durability for architectural membranes, caulks, wires, cables, roofs, floors, windows, chemical anchors 	<ul style="list-style-type: none"> ▪ Bonding components in electric vehicles, aircraft, railway, boats and for auto glass assembly 	<ul style="list-style-type: none"> ▪ Adhesives for packaging, wind and solar energy, equine and bovine, industrial assembly (e.g. white goods) 	<ul style="list-style-type: none"> ▪ Assembly of small electronic devices and circuit boards
Trends	<ul style="list-style-type: none"> ▪ Growth in construction, supported by stimulus and infrastructure programs ▪ Strong trend from mechanical fastening towards adhesives ▪ Adhesive innovations broadening application fields 	<ul style="list-style-type: none"> ▪ Trend from mechanical fastening towards adhesives ▪ Electric vehicles (batteries) 	<ul style="list-style-type: none"> ▪ Manufacturing and consumption growth in China and other emerging markets ▪ Trend from mechanical fastening towards adhesives 	<ul style="list-style-type: none"> ▪ Miniaturization increases demand for adhesive-based assembly ▪ Specialty chemicals increasingly used to protect electrical components

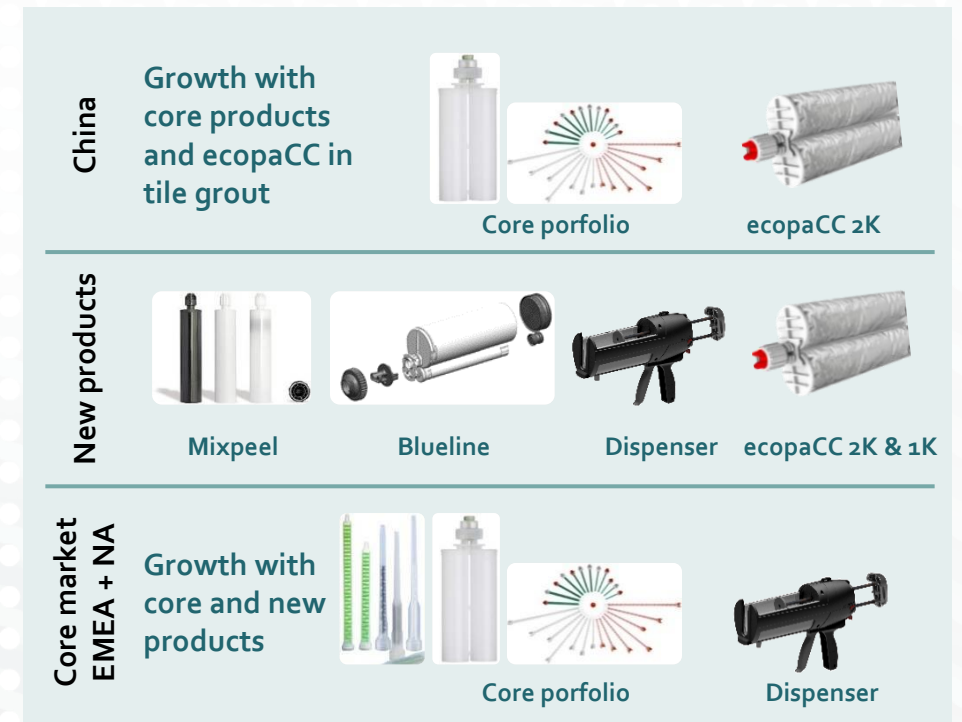
Sources: L.E.K. market research and analysis, management analysis
 Notes: Market data and market share approximative
 1 2K hand-held adhesive dispensing systems only

Industry – Market overview (2/2)

Industry market (2K hand-held adhesive dispensing systems only) (CHFm)



Clear growth path within current market



Industry – Strategic priorities and initiatives

Focus on product innovation to serve current markets and potential adjacencies

Strategic growth vectors

Product expansion

Geographic expansion

Strategic priorities

1

Grow share in industrial and construction markets

2

Grow in new regions such as India

3

Achieve a leading market position in China

4

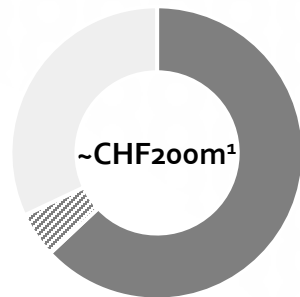
Expand into adjacencies through organic growth opportunities

5

Enlarge sustainable solution offering

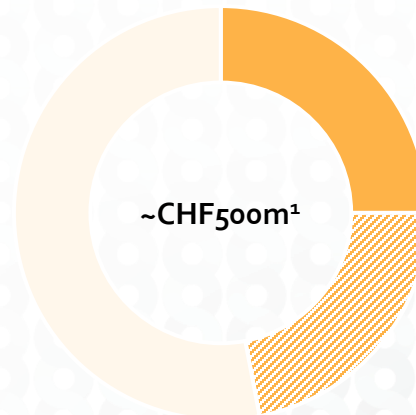
Industry – Expand addressable market to accelerate growth

Past focus market



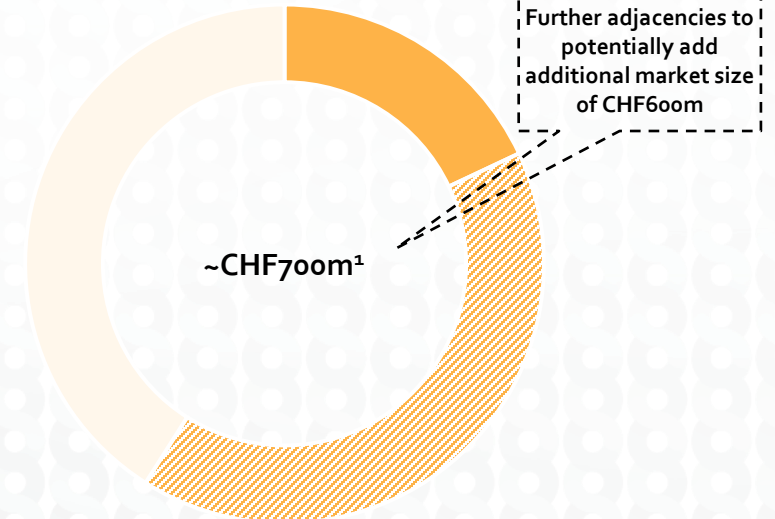
2K hand-held devices
All markets except tile grouting
EMEA and NA focus

Today's addressed market



2K hand-held devices
All markets except tile grouting
Worldwide

Future addressable market



2K hand-held devices
Plus targeted expansion
(e.g. 1K dispensing and precision dosing)

■ medmix share
▨ medmix growth potential



Section 5b

Consumer and Industrial: Beauty




Beauty – Overview

Selected products



Microbrushes, applicators, full service

Selected applications



Colour cosmetics and other beauty areas such as skin care, hair care and accessories
Non-beauty areas such as microbrushes for cleaning

Selected customers



Selected competitors

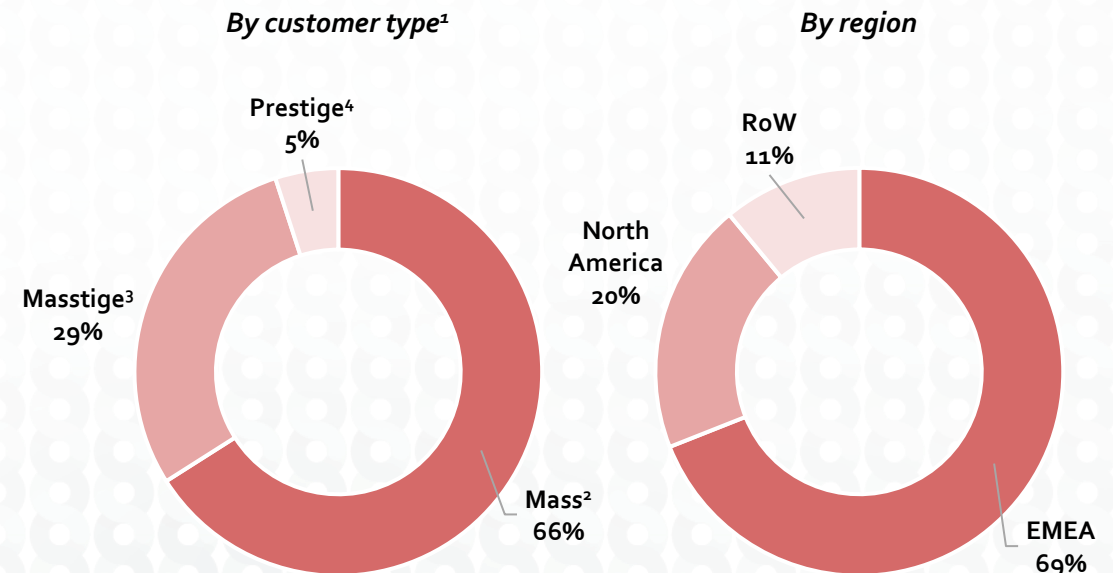


Beauty – Business snapshot

Segment overview

- Specialised in the design and production of high-precision microbrush applicators for make-up, in particular for mascara (majority of revenue)
- Products include, among others, microbrushes, applicators, bottles, caps for mascara, lip gloss / lipstick, and skin-care
- Products offered as part of customised or ready-to-go solutions (design, molding, assembly, decorations, filling)
- Customers range from the most iconic names to indie labels, as well as regional brands
- More than 150 patent and patent applications, supporting an industry leading position
- Early adopter in consumer-led topics such as ESG (Ecovadis platinum status), sustainable materials, hygiene and tamper-proof products

Key revenue split (Q1 2021)



Notes:

¹ Based on lip and eye products

² Mass = "low" price portfolio (e.g. mascara price of < EUR15)

³ Masstige = "mid" price portfolio (e.g. mascara price of EUR15-25)

⁴ Prestige = "high" price portfolio (e.g. mascara price of > EUR25)


Beauty – Case studies

Twisted wire brush



- **Unique vertical brush grooves**
 - Short bristles: volume reservoir
 - Long bristles: separation and combining
- Different profiles for more volume
 - Special zones for extra volume
 - Combining zone for precise separation and definition

Bi-material mascara brushes



- **Internally developed bi-material mascara brushes**, with soft material for the bristles and hard material for the core
- High precision: brush becomes firm and provides great control
- Excellent comfort: soft bristles allow improved eyelash separation
- **Patented technology**






Microbristles applicator



- Innovative applicator with delicate microbristles for precise, pure, hygienic and smooth application of formulation
- **50 bristles within base of 0.35mm and tip of 0.08mm**
- Used for formulae like anti-wrinkle, spot corrector, anti-ageing, anti-redness, cuticle serum, moisturizer

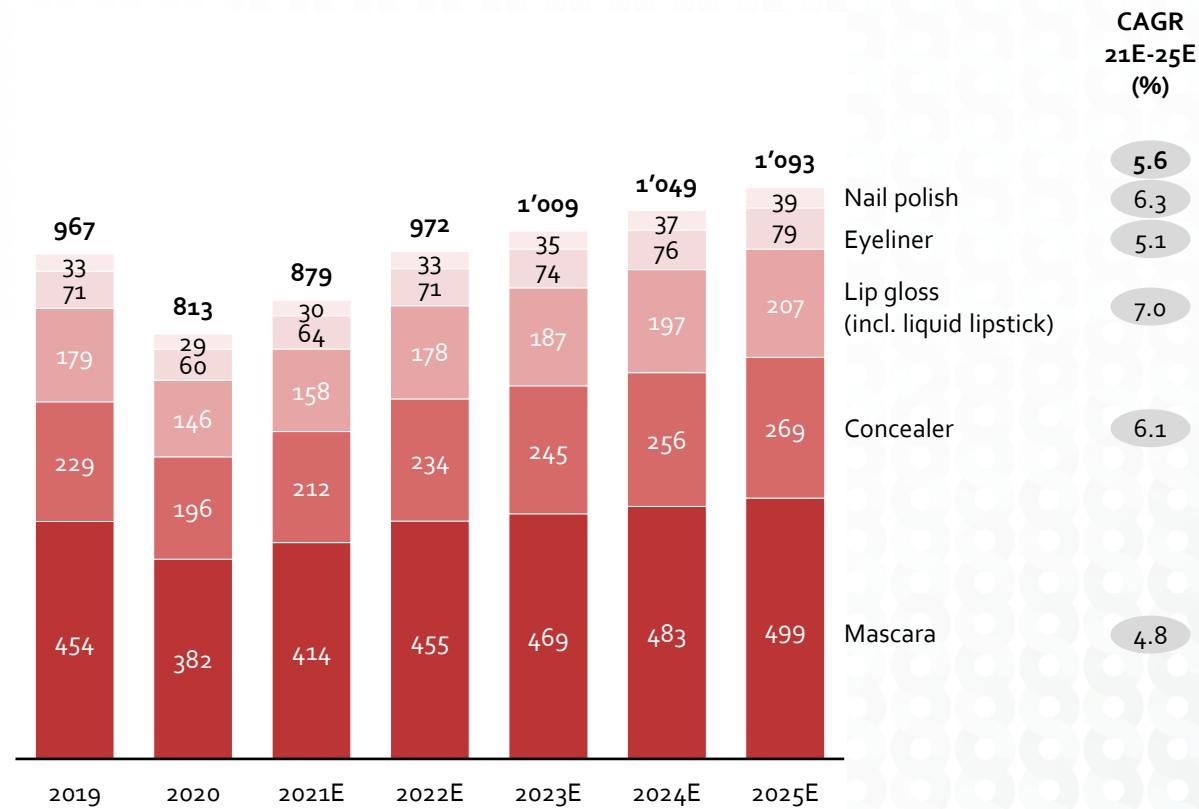
Beauty – Market overview (1/2)

Market size 2020: ~CHF800m – Market growth forecast (CAGR 21E-25E): 5.6% – Market share of medmix 2020: ~15%

	Mascara	Concealer	Lip gloss ¹	Eyeliner	Nail polish
					
Market share	<25%	<1%	<15%	<5%	<5%
Application fields	Applicators used for applying colour cosmetic liquids to the respective facial areas (e.g. eyes, lips, nails)				
Trends	<ul style="list-style-type: none"> Basic make-up with stable growth 	<ul style="list-style-type: none"> Trend to natural make-up looks and fresh appearance 	<ul style="list-style-type: none"> Trend to more natural make-up looks favours growth of lip gloss vs. traditional lipsticks 	<ul style="list-style-type: none"> Used to complete evening looks 	<ul style="list-style-type: none"> Cyclical demand with tendency to spike every 7-10 years
	Demand for sustainable materials and supply chains Increasing customization and “prestization” – even for mass Indie and mid-sized brands demanding full-service offering				





Beauty – Market overview (2/2)

Addressed Beauty market (CHFm)







Growing beyond mascara

Beyond colour cosmetics

Colour cosmetics (incl. mascara)

Beauty – Strategic priorities and initiatives

Focus on product expansion and new regions

Strategic growth vectors

Product expansion

Geographic expansion

Grow customer base

Strategic priorities

1

Leverage new facility for full service, decoration and shorter lead times

2

Push into fast growing Indies and mid-sized customers

3

Grow in new regions such as China, South-East Asia, Middle-East

4

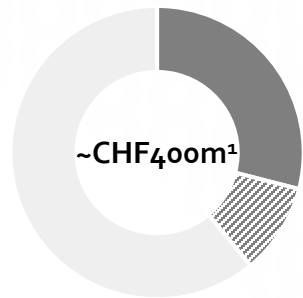
Extend microbrushes and high precision applicators expertise to all beauty applications

5

Develop new microbrush applications beyond Beauty

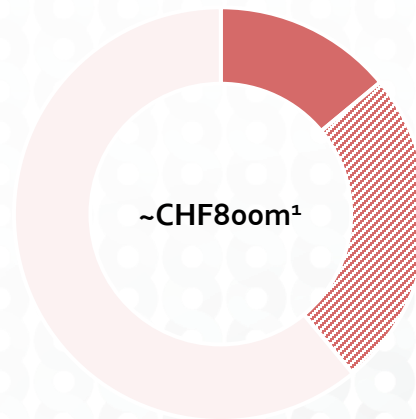
Beauty – Expand addressable market to accelerate growth

Past focus market



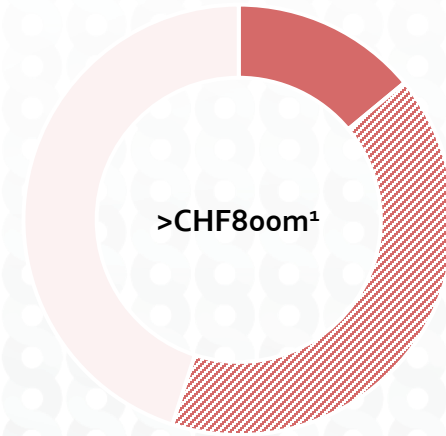
Colour cosmetics
Mainly mascara
EMEA and NA focus

Today's addressed market



Colour cosmetics
Beyond mascara
Worldwide

Future addressable market



Beyond beauty
New applications for microbrushes

■ medmix share
▨ medmix growth potential



Section 6

Financials




Financial highlights

Attractive financial profile with substantial revenue growth and highly resilient margins



2021E revenue
CHF450m
~25% adj. EBITDA margin



Mid-term
targets

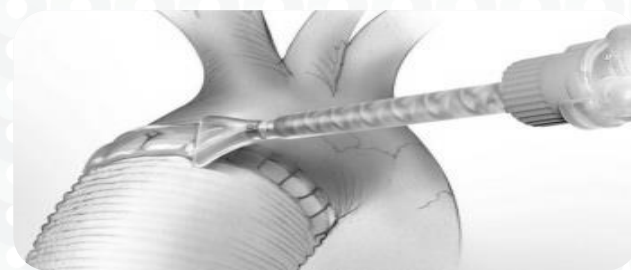
Revenue growth
~8% CAGR

Healthcare share in revenue
>50%

Adj. EBITDA margin target
~30%



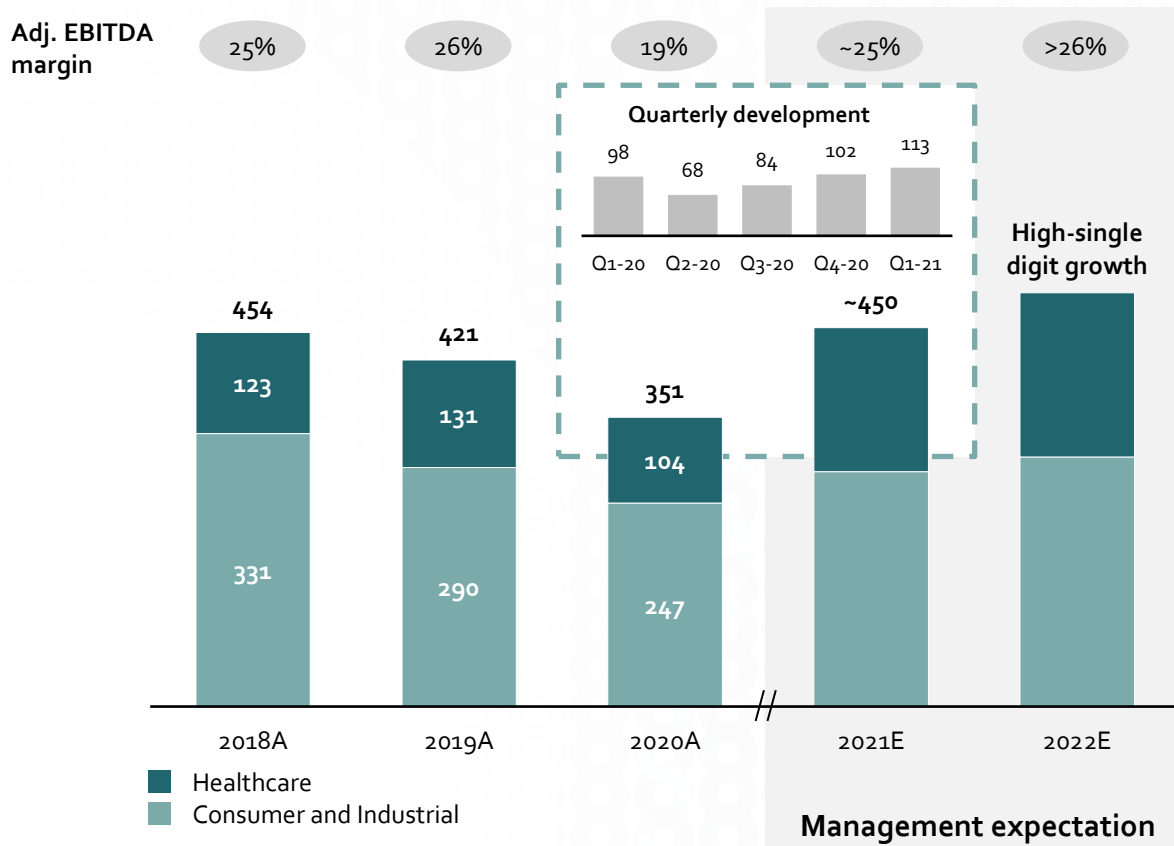
Expected leverage post
capital increase
(net debt / adj. EBITDA)¹
~1-2X



Revenue by business area

Growing across businesses

Revenue by business area (CHFm)



Highlights

2019

- Consumer and Industrial revenue drop due to Beauty (halt in PMI¹ product, influencers capturing growth from cosmetics incumbents)
- Improved EBITDA margin vs. 2018

2020

- Revenue impacted heavily by COVID-19, low point in Q2-20, visible rebound from Q3-20 as markets started to reopen

2021E

- Q1-21 above pre COVID-19 levels in both business areas
- Revenue recovery continuing, sequentially up in all segments
- Haselmeier (Healthcare acquisition) fully integrated, transformation of Beauty completed

2022E

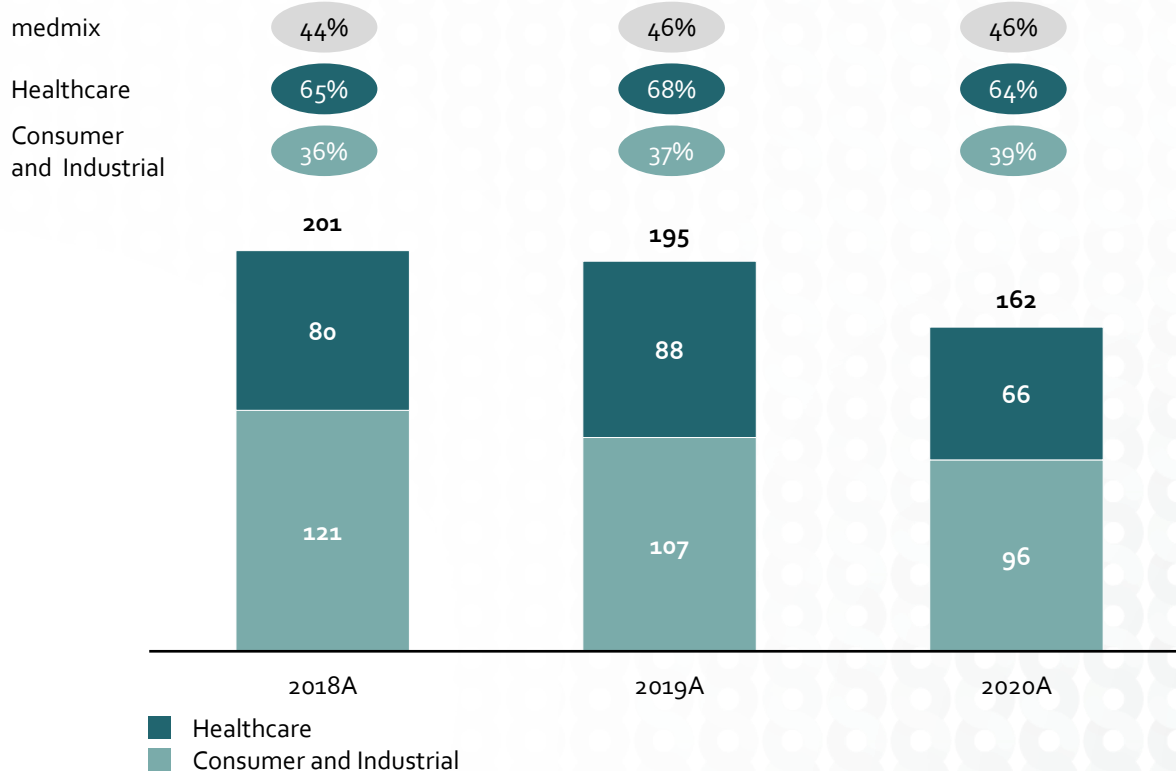
- Strong pipeline and positive customer sentiment drive expectation of high-single digit growth in 2022E

Gross profit by business area

Resilient business area gross profit margin¹ of ~45%

Gross profit by business area (CHFm)¹

Business area gross profit margin¹



Highlights

2019

- Increase in business area gross profit margin¹ due to Healthcare growth and operational improvement

2020

- Resilient pricing, operational improvements and better mix in Consumer and Industrial secured business area gross profit margins¹ throughout COVID-19

2021E

- Business area gross profit margin¹ stable vs. Q1-20, expected to continue

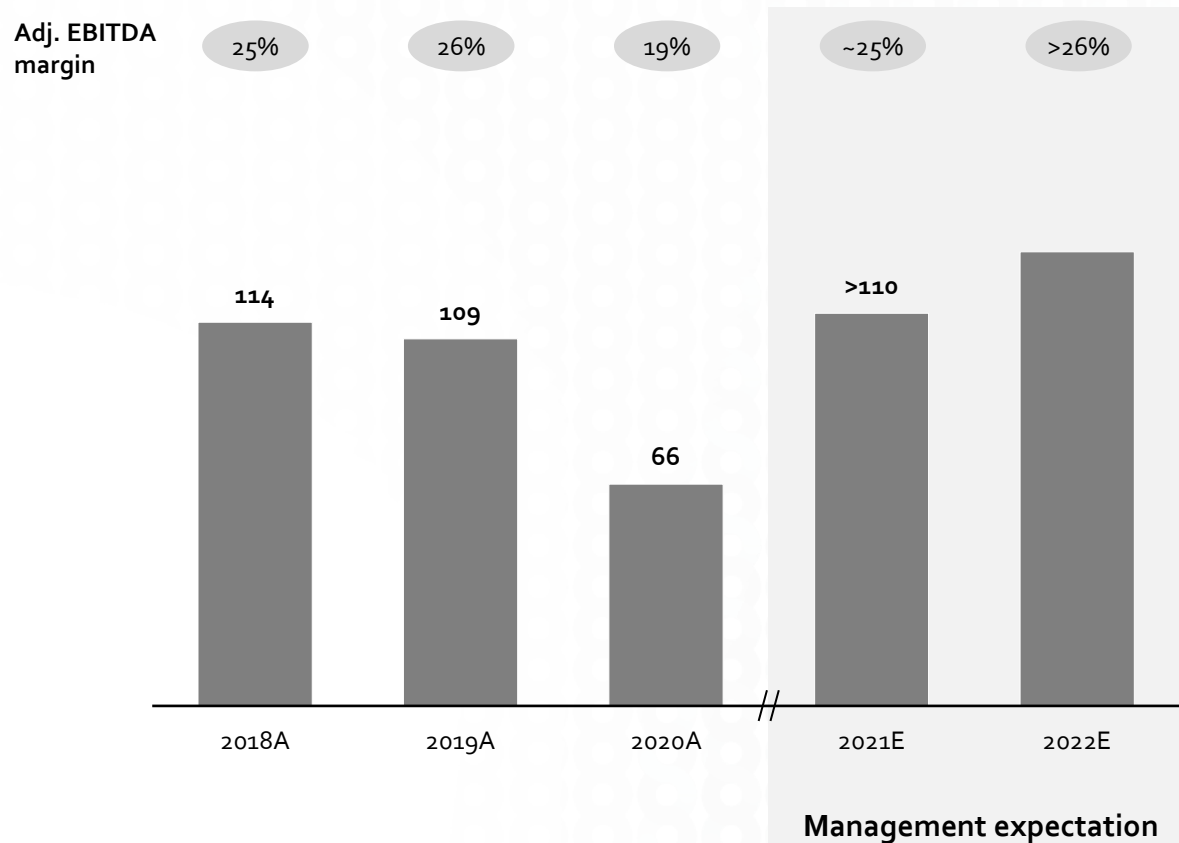
Note:

¹ Corresponds to business area gross profit. Business area gross profit represents the part of gross profit which is assigned to a business area

Adjusted EBITDA

Growth in Healthcare drives adj. EBITDA margin increase

Adj. EBITDA (CHFm)



Highlights

2019

- Growth in Healthcare and operational improvement led to increased adj. EBITDA margin

2020

- Q2-20 collapse in demand amid closure of beauty retailers and dental offices led to negative volume and mix impact, partly mitigated by highly resilient pricing and swift cost-out actions

2021E / 2022E

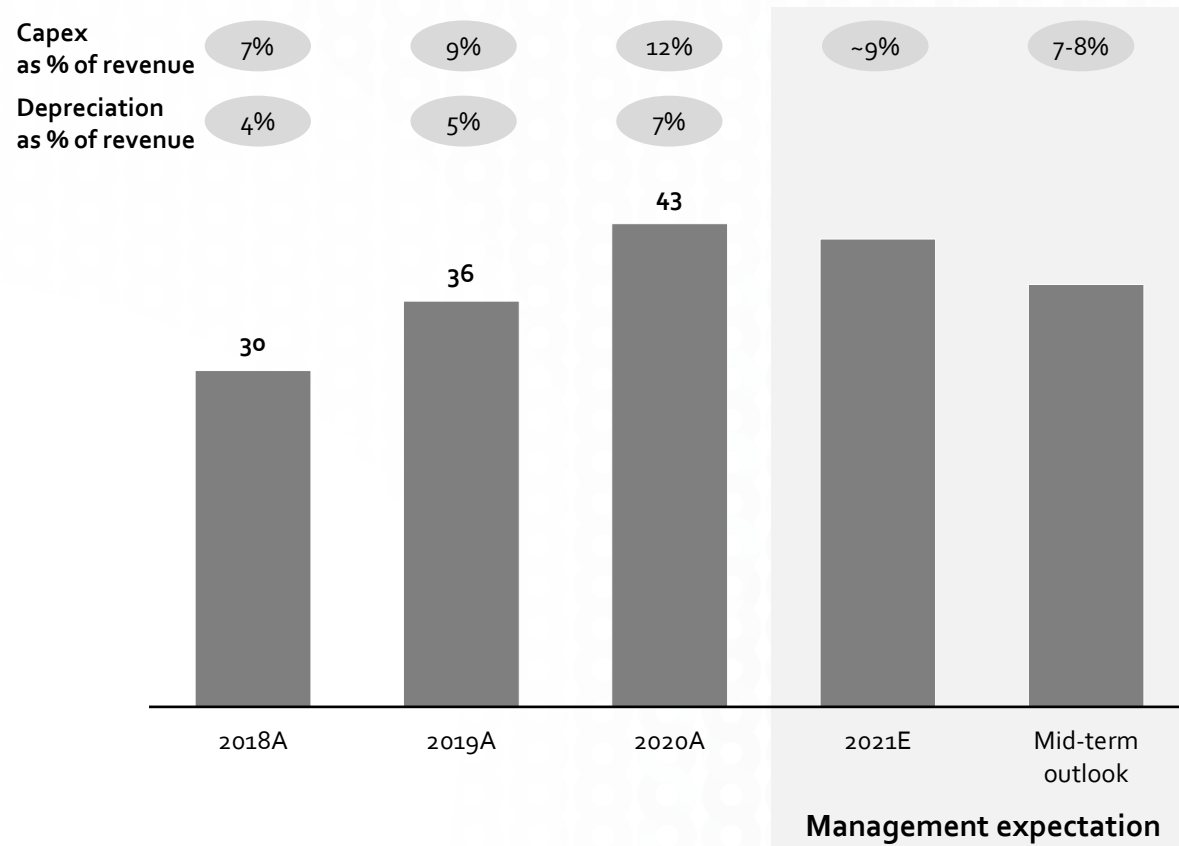
- Adj. EBITDA margins expected to increase based on higher volumes from Healthcare, strong recovery in Industry, commercialisation of new products in Drug Delivery and Beauty

Mid-term outlook

- Adj. EBITDA margin expected to increase to ~30%, driven by operating leverage and increase of Healthcare in mix

Capex

Capex (CHFm)



Highlights

2019-2020

- Exceptional spend for Beauty transformation in Germany
- Excluding exceptional spend, average capex as % of revenue of ~6%

2021E

- Higher spend due to postponements during COVID-19 and investment to support new product introduction

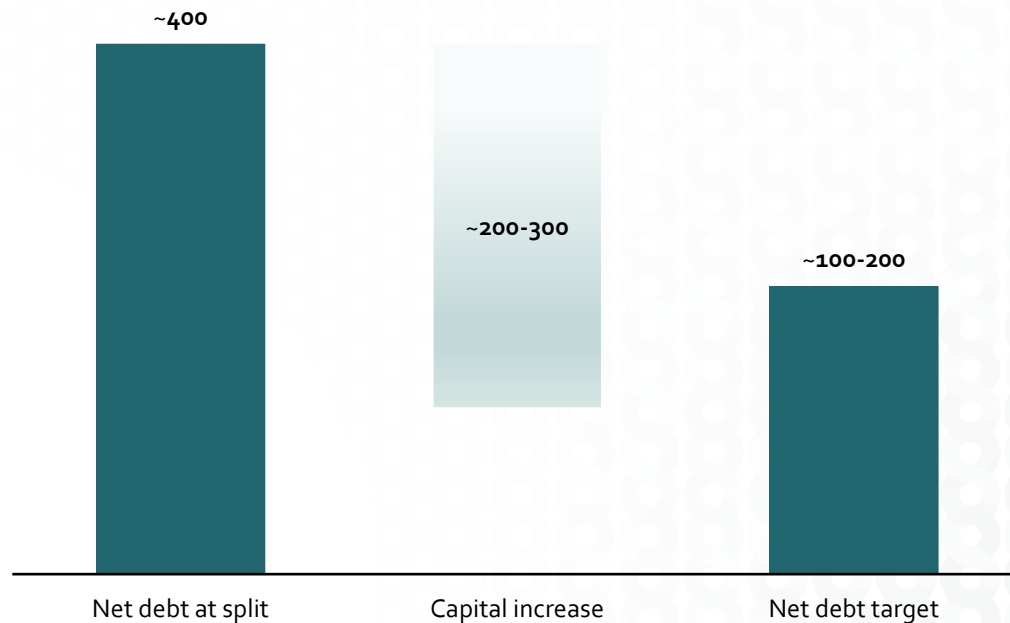
Outlook

- Includes capex for growth, especially in Healthcare (e.g. Drug Delivery scale up), in addition to replacement

Leverage and capital increase considerations

Leverage ratio¹ of ~1-2x for medmix post Transaction

Net debt² (CHFm) and leverage ratio (~1-2x) at split



Considerations

- **Capital increase of CHF200-300m** concurrent with split (together "Transaction") intended to provide a sustainable capital structure for medmix and fund organic growth initiatives, as well as acquisitions
- medmix net debt at split of **~CHF400m intercompany loan ("IC Loan")** and a small portion of medmix lease liabilities and cash
- **Expected leverage ratio post Transaction of ~1-2x** net debt / adj. EBITDA, similar to peers
- medmix expects to refinance the IC Loan from Sulzer via **external financing after the Transaction**

Notes:

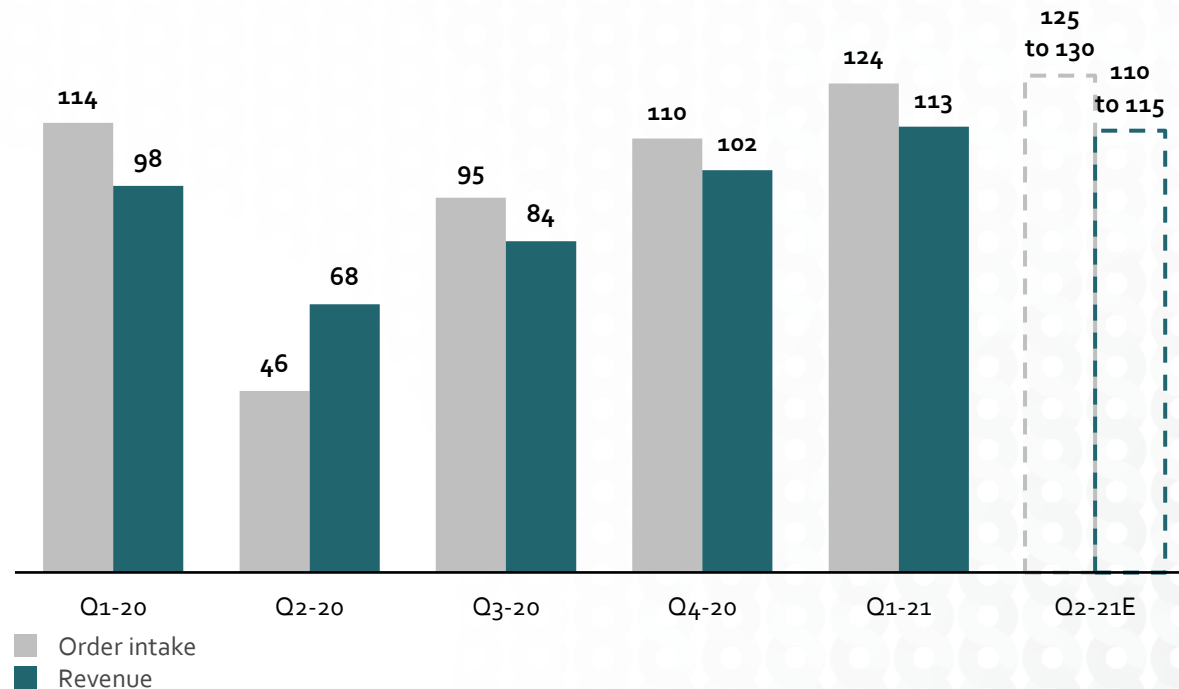
¹ Leverage ratio defined as net financial debt at the time of the transaction divided by adj. EBITDA 2021E

² Net debt = financial debt (incl. leases) minus cash and cash equivalent (including short-term financial assets)

medmix results update

Continued strong rebound

Quarterly order intake and revenue (CHFm)



Notes:
1 Adjusted for currency and acquisition effects
2 Adjusted for currency effects
3 Corresponds to business area gross profit. Business area gross profit represents the part of gross profit which is assigned to a business area

Highlights

- Q1 orders up 12.6% QoQ organic and up 1.7%¹ YoY organic (up 9.9%² YoY including Haselmeier acquisition)
- Q1 revenue up 11.1% QoQ organic and up 5.1%¹ YoY organic (up 16.0%² YoY including Haselmeier acquisition)
- Growth mainly driven by Dental and Industrial
- Business area gross profit margin³ stable vs. Q1-20, expected to continue
- adj. EBITDA margin up 100bps vs. Q1-20



Section 7

Conclusion and outlook



Change ongoing – Delivering first results

Lean, innovative and customer centric

Lay the foundations

Strengthen Healthcare segment

Transform Beauty segment

Customer co-development and end-user centered innovation

Increase operational efficiency

Set up experienced management team

...with strong results

Acquisition of Haselmeier

Expansion of Bechhofen facility and closure of Bamberg facility, adding full-service capabilities and shortening lead times

New products launch and pipeline expansion

Leverage economies of scale and synergies

Management team industry experts with long tenure



Targets 2025 – Continuing in full swing

Lean, innovative and customer centric

Ready for growth

Further grow in Healthcare

Become a local player in China

Grow Microbrushes beyond Beauty

Accelerate innovation pipeline

Replicate Beauty's ESG successes across medmix

...with specific initiatives and targets

20+ organic initiatives and active M&A pipeline

Acquisition opportunities identified for Beauty and Industry

Attractive opportunities outside Beauty involving microbristle applicators identified

Revamped ideation process, increased product ideas in pipeline

Implemented at early adopter Beauty, rolling out to Industry and Drug Delivery and throughout operations

Disciplined M&A with clear focus and active pipeline

M&A focus – Healthcare



- Small to mid-sized companies in **adjacencies**
 - Strong own IP
 - Niche leadership
 - Presence in emerging countries
- **Add-ons** to extend product offering
- **Potentially new platforms** in animal health or liquid handling consumables

Niche leader

Highly protected

Platform for growth

M&A focus – China



- Shanghai production facility focusing on export and international OEMs distributing in China
- Need to be present in country with **local for local** setup
- **Speed through proximity**
- Local style preferences



M&A strategy in line with established track record

Financial outlook

	2021E	2022E	Mid-term ambition
Revenue (growth)	~CHF450m	High-single digit growth	8% CAGR
adj. EBITDA margin	~25%	>26%	~30%
Capex ¹	~9% of revenue	~7-8% of revenue	
Tax rate	12-15%	Mid-teens	
Dividend policy	Dividend targeted not lower than CHF0.50 per share		

Note:

¹ Purchase of property, plant and equipment and intangible assets

Wrap-up: Why invest?



- ✓ High growth
- ✓ High margins
- ✓ Powered by technology



Appendix



Basis for preparation

- Historical financial information for the years 2018-2020 based on combined and carve-out financial statements of medmix, prepared under IFRS
 - Financial statements currently in draft form and unaudited, therefore may be subject to change prior to completion of the audit
 - Full audit to be completed ahead of EGM in Q3 2021
- Quarterly financial information for Q1-Q4 2020 and Q1 2021 not subject to audit or auditor review, therefore may be subject to change
- Adjustments to EBITDA consist of acquisition-related expenses and other non-recurring items
- Past acquisitions MEDMIX (2018) and Haselmeier (2020) taken into account from the time of completion, no pro-forma financials available
- The presentation contains forward looking statements, subject to change based on known or unknown risks and various other factors

Transitional Service Agreements – Overview

Expected scope of TSA

- Corporate and shared finance services
- IT services

Duration

- Planned to be in place from split and expected to last 18-24 months

EBITDA adjustments

CHFm	2018A	2019A	2020A	Highlights
Reported EBITDA	106	81	61	
Beauty transformation	3	22	2	<ul style="list-style-type: none"> ▪ Closing of Bamberg facility and extension of Bechhofen facility
One-off restructuring	0	3	2	<ul style="list-style-type: none"> ▪ Acquisition and integration one-offs
Other non operational adjustments	5	3	0	<ul style="list-style-type: none"> ▪ Product line and footprint rationalisation
Adjusted EBITDA	114	109	66	

Historical financials summary

CHFm	2018A	2019A	2020A
Revenue	454	421	351
% growth	-	(7%)	(16%)
Business area gross profit ¹	201	195	162
% margin ¹	44%	46%	46%
Gross profit	173	162	121
% margin	38%	39%	34%
Adjusted EBITDA	114	109	66
% margin	25%	26%	19%
Capex ²	(30)	(36)	(43)
% revenue	7%	9%	12%

Notes:

¹ Corresponds to business area gross profit. Business area gross profit represents the part of gross profit which is assigned to a business area

² Purchase of property, plant and equipment and intangible assets